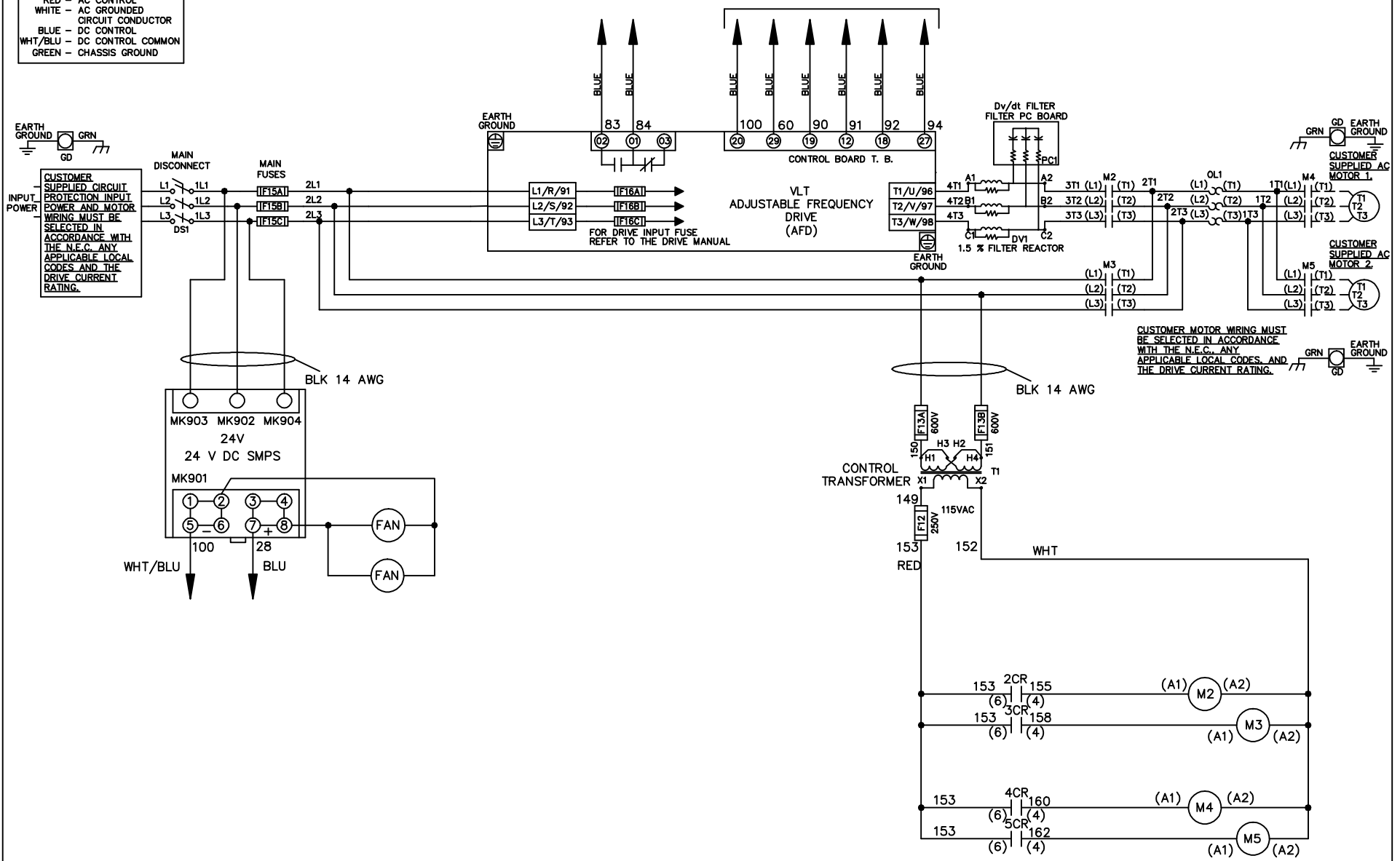


WIRE COLOR SCHEME
 BLACK - LINE VOLTAGE
 RED - AC CONTROL
 WHITE - AC GROUNDED
 CIRCUIT CONDUCTOR
 BLUE - DC CONTROL
 WHT/BLU - DC CONTROL COMMON
 GREEN - CHASSIS GROUND

* ALL CONTROL WIRES ARE BLUE EXCEPT WHERE NOTED. TO ELECTROMECHANICAL RELAY BOARD



CUSTOMER MOTOR WIRING MUST BE SELECTED IN ACCORDANCE WITH THE N.E.C. ANY APPLICABLE LOCAL CODES, AND THE DRIVE CURRENT RATING.

- NOTICE -

THIS DOCUMENT CONTAINS PROPRIETARY INFORMATION OF DANFOSS DRIVES. IT IS LOANED BY DANFOSS DRIVES SUBJECT TO THE CONDITIONS THAT IT AND THE INFORMATION EMBODIED THEREIN SHALL BE USED ONLY FOR RECORD AND REFERENCE PURPOSES. SHALL NOT BE USED OR CAUSED TO BE USED IN ANY WAY PREJUDICIAL TO THE INTERESTS OF DANFOSS DRIVES. SHALL NOT BE REPRODUCED OR COPIED IN WHOLE OR IN PART, OR DISCLOSED TO ANYONE WITHOUT THE DIRECT WRITTEN PERMISSION OF DANFOSS DRIVES AND SHALL BE RETURNED UPON REQUEST.

DRN JNW
2/8/07

NAME230 VOLT,2C,MAIN DISC
 ,MAIN FUSE,EMB2,FRAME C2N12
 ,DVDT,CMS



REV	ECN	DATE
A	SP08061	10/08

APR

MODEL

PAGE 1 OF 2

SIZE A

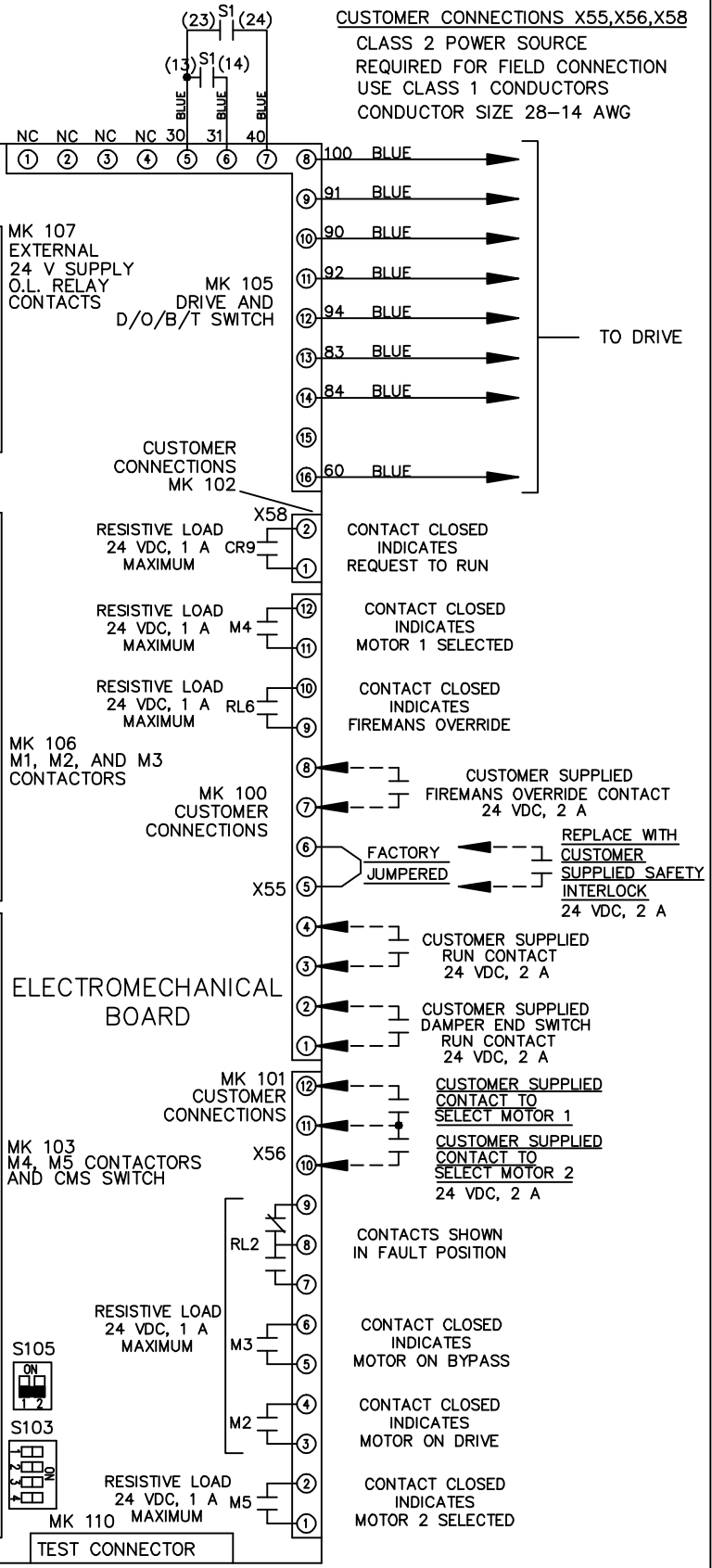
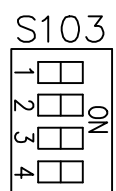
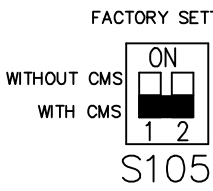
DWG NO. 174U2200

REV	A	ECON	DATE	10/08
<p>NOTE - THIS DOCUMENT CONTAINS PROPRIETARY INFORMATION OF DANFOSS DRIVES. IT IS LOANED BY DANFOSS DRIVES SUBJECT TO THE CONDITIONS THAT IT AND THE INFORMATION EMBODIED THEREIN SHALL BE USED ONLY FOR RECORD AND REFERENCE PURPOSES. SHALL NOT BE USED OR CAUSED TO BE USED IN ANY WAY PREJUDICIAL TO THE INTERESTS OF DANFOSS DRIVES. SHALL NOT BE REPRODUCED OR COPIED IN WHOLE OR IN PART, OR DISCLOSED TO ANYONE WITHOUT THE DIRECT WRITTEN PERMISSION OF DANFOSS DRIVES AND SHALL BE RETURNED UPON REQUEST.</p>				
DRN	JNW	APR	2/14/07	
MODEL	NAME 230 VOLT, 2C MAIN DISC, MAIN FUSE, EMB2, FRAME C2N12, DVD1, CMS			
PAGE	2	OF	2	
SIZE	A	DWG	NO.	174U2200

POSITION	CONTACT	DRIVE	OFF	BYPASS
13-14				X
23-24		X		



POSITION	CONTACT	MOTOR 1	AUTO	MOTOR 2
11-12		X	X	
13-14				X
21-22		X		
23-24				X



CUSTOMER CONNECTIONS X55, X56, X58
 CLASS 2 POWER SOURCE
 REQUIRED FOR FIELD CONNECTION
 USE CLASS 1 CONDUCTORS
 CONDUCTOR SIZE 28-14 AWG

CUSTOMER SETTING
 AUTOMATIC BYPASS TIME SELECT
 ONLY # 1 ON 30 SECONDS
 ONLY # 2 ON 60 SEC.
 ONLY # 3 ON 300 SEC
 ALL ON 15 SEC.
 ALL OFF NO AUTO BYPASS (FACTORY DEFAULT)

