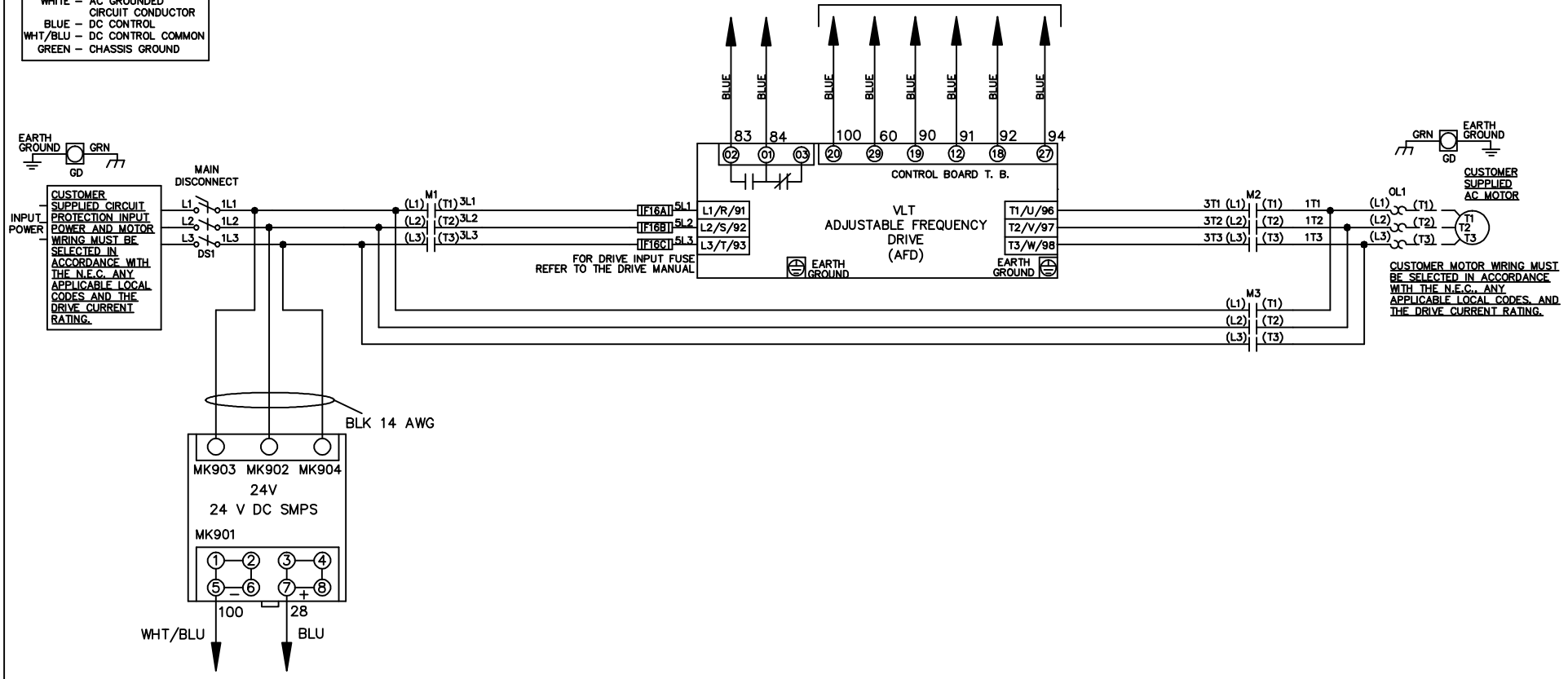


WIRE COLOR SCHEME
 BLACK - LINE VOLTAGE
 RED - AC CONTROL
 WHITE - AC GROUNDED
 CIRCUIT CONDUCTOR
 BLUE - DC CONTROL
 WHT/BLU - DC CONTROL COMMON
 GREEN - CHASSIS GROUND

* ALL CONTROL WIRES ARE BLUE EXCEPT WHERE NOTED. TO ELECTROMECHANICAL RELAY BOARD

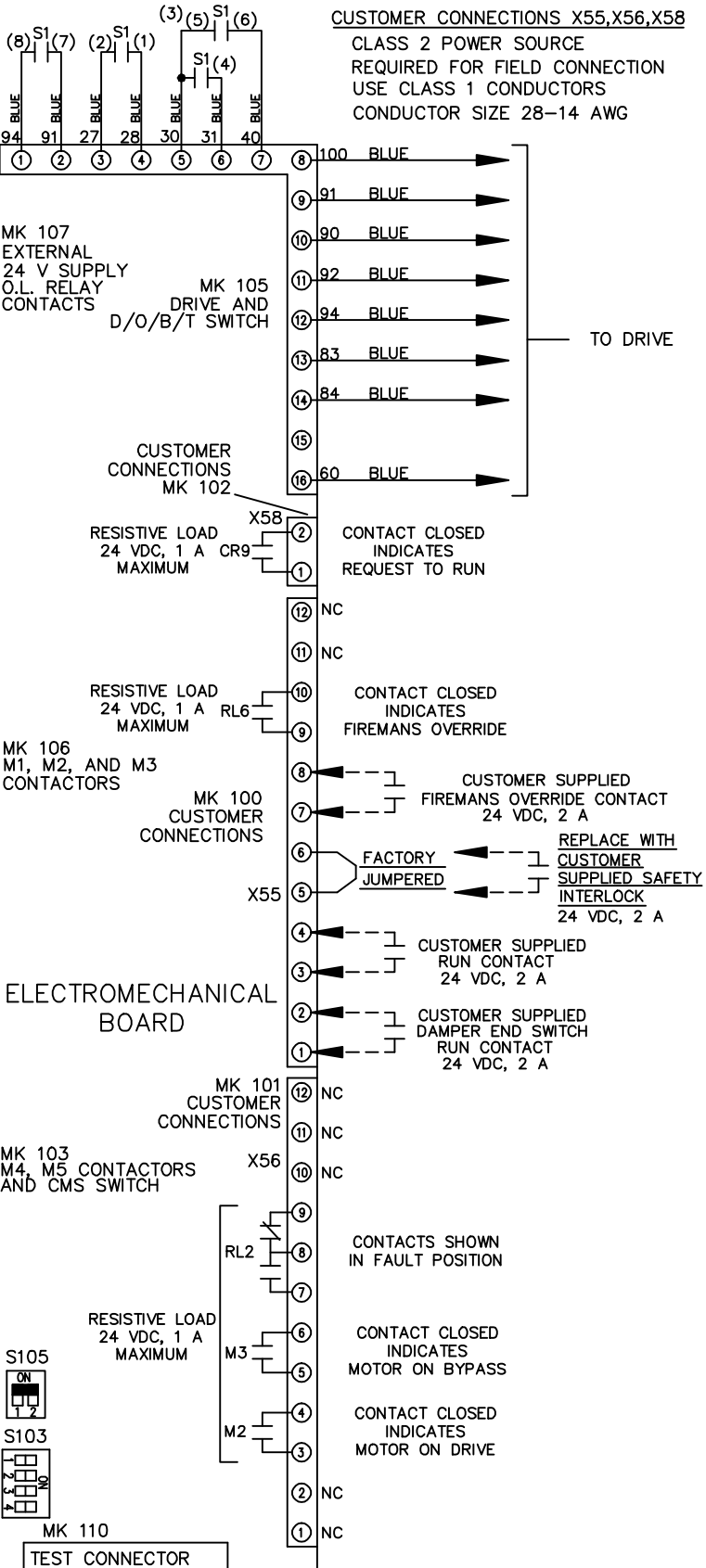
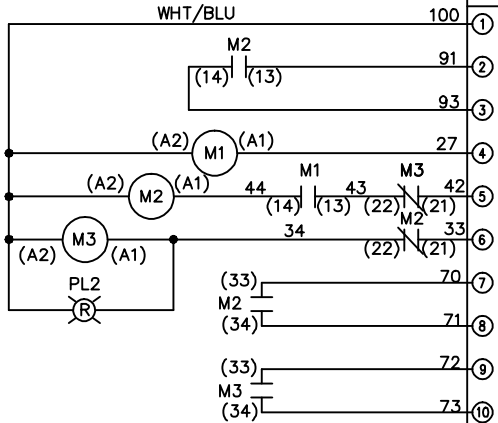


			- NOTICE -		DRN JNW 2/14/07		NAME 208-600VOLT,3C,MAIN DISC ,DRIVE FUSE,EMB2,FRAME A2-A3 ,NO REACTOR & DVDT,SINGLE MTR		<i>Danfoss</i>	
A	SP08061	10/08	THIS DOCUMENT CONTAINS PROPRIETARY INFORMATION OF DANFOSS DRIVES. IT IS LOANED BY DANFOSS DRIVES SUBJECT TO THE CONDITIONS THAT IT AND THE INFORMATION EMBODIED THEREIN SHALL BE USED ONLY FOR RECORD AND REFERENCE PURPOSES, SHALL NOT BE USED OR CAUSED TO BE USED IN ANY WAY PREJUDICIAL TO THE INTERESTS OF DANFOSS DRIVES, SHALL NOT BE REPRODUCED OR COPIED IN WHOLE OR IN PART, OR DISCLOSED TO ANYONE WITHOUT THE DIRECT WRITTEN PERMISSION OF DANFOSS DRIVES AND SHALL BE RETURNED UPON REQUEST.		APR	MODEL	PAGE 1 OF 2	SIZE A	DWG NO.	174U3338
REV	ECN	DATE								

REV	ECN	DATE	<p>THIS DOCUMENT CONTAINS PROPRIETARY INFORMATION OF DAWROSS DRIVES. IT IS LOANED BY DAWROSS DRIVES SUBJECT TO THE CONDITIONS THAT IT AND THE INFORMATION THEREON THEREIN SHALL NOT BE USED OR CAUSED TO BE USED IN ANY MANNER FOR REPRODUCTION, REUSE, OR DISCLOSURE TO ANYONE WITHOUT THE DIRECT WRITTEN PERMISSION OF DAWROSS DRIVES AND SHALL BE RETURNED UPON REQUEST.</p>	
A	SP08066	10/08	DRN	JNW
			APR	2/14/07
			MODEL	NAME 208-600VOLT, 3C, MAIN DISC, DRIVE FUSE, EMB2, FRAME A2-A3, NO REACTOR & DVD1, SINGLE MTR
			PAGE 2 OF 2	SIZE A
			DWG NO.	174U3338

CONTACT SEQUENCE CHART FOR S1
X INDICATES CONTACT CLOSED

CONTACT POSITION	DRIVE	OFF	BYPASS	TEST
1-2	X			X
3-4			X	X
5-6	X			X
7-8				X



CUSTOMER CONNECTIONS X55, X56, X58
CLASS 2 POWER SOURCE
REQUIRED FOR FIELD CONNECTION
USE CLASS 1 CONDUCTORS
CONDUCTOR SIZE 28-14 AWG

