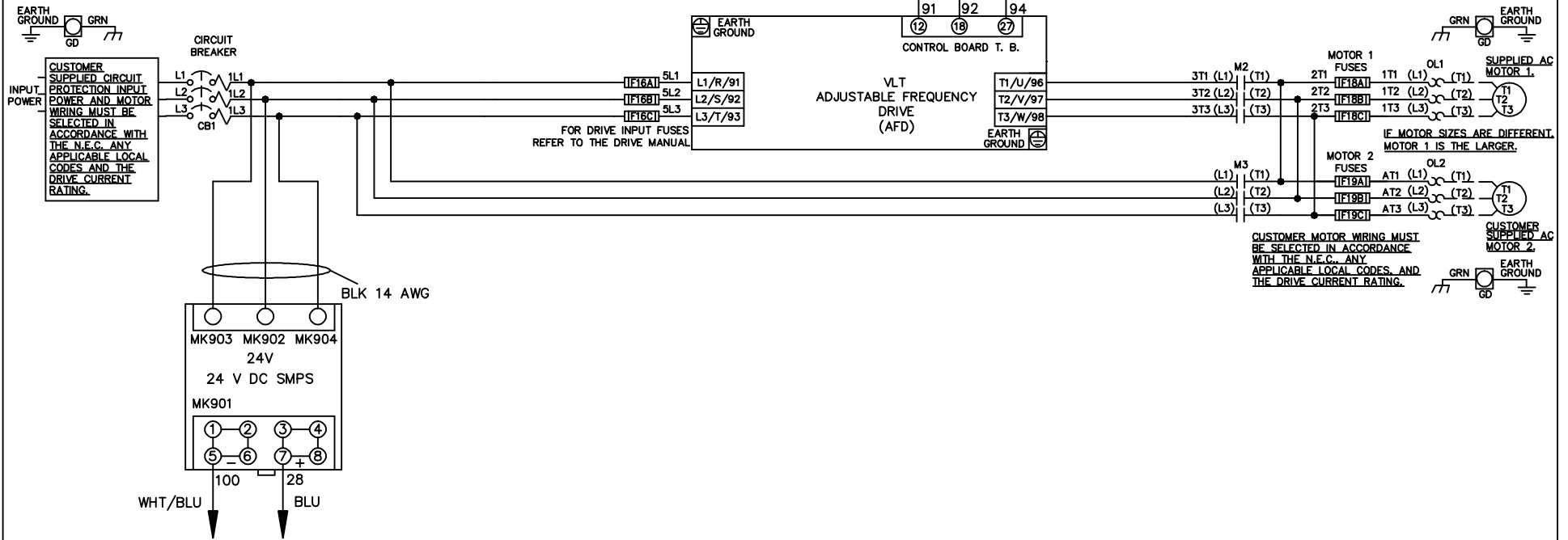


\* ALL CONTROL WIRES ARE BLUE EXCEPT WHERE NOTED.

WIRE COLOR SCHEME	
BLACK	- LINE VOLTAGE
RED	- AC CONTROL
WHITE	- AC GROUNDED CIRCUIT CONDUCTOR
BLUE	- DC CONTROL
WHT/BLU	- DC CONTROL COMMON
GREEN	- CHASSIS GROUND



<p align="center">-NOTICE-</p> <p>THIS DRAWING IS PROPRIETARY AND SHALL NOT BE COPIED OR ITS CONTENTS DISCLOSED TO OUTSIDE PARTIES WITHOUT THE WRITTEN CONSENT OF THE TRANE COMPANY</p>			DRN JNW	NAME 208-600VOLT, 2C, CB , DRIVE FUSE, EMB1, FRAME A2-A3 , NO REACTOR & DVD, DUAL MTR	THE TRANE COMPANY		
			2/14/07		A DIVISION OF AMERICAN STANDARD INC.		
A	SP08061	10/08	APR	MODEL	PAGE 1 OF 2	SIZE A	DWG NO. 174U4493
REV	ECN	DATE					

REV	ECN	DATE
A	SP08066	10/08

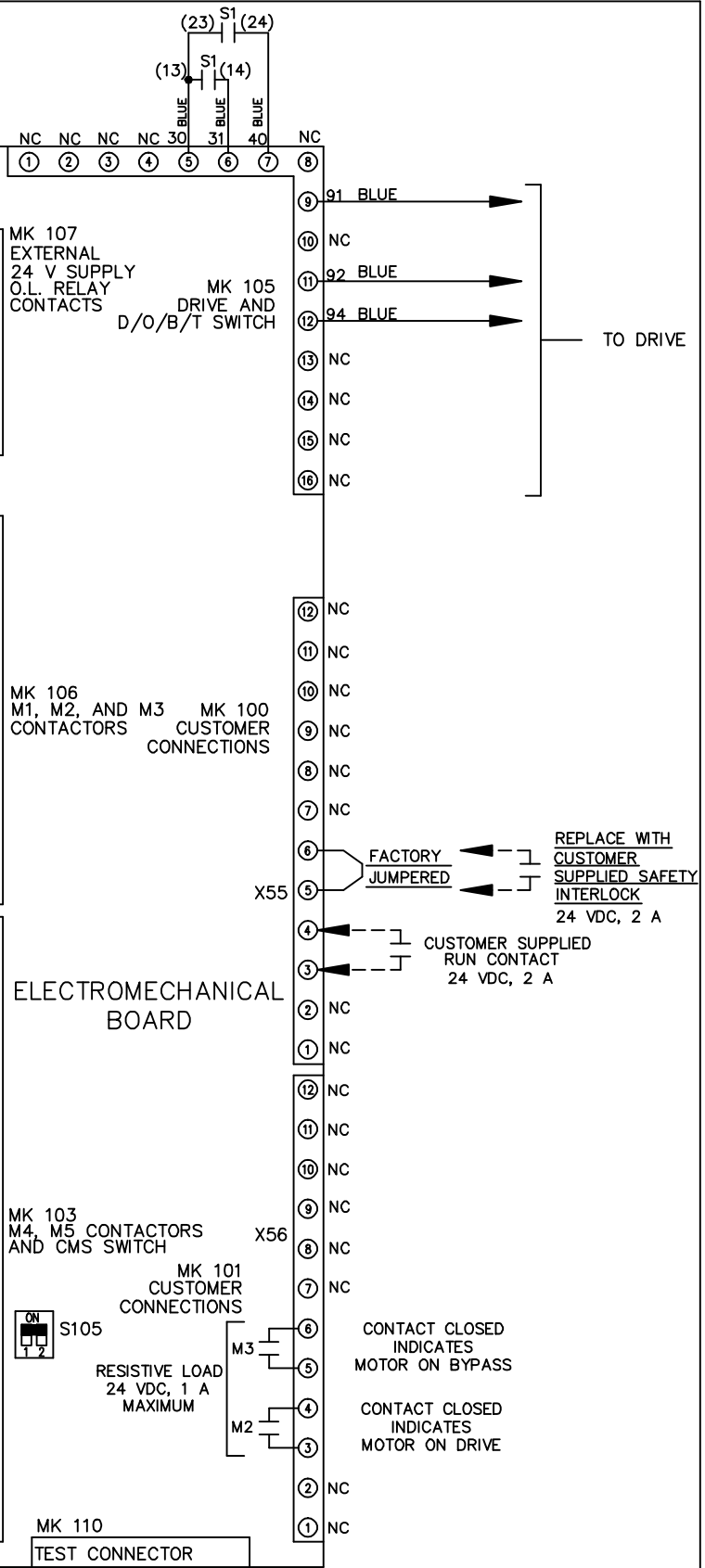
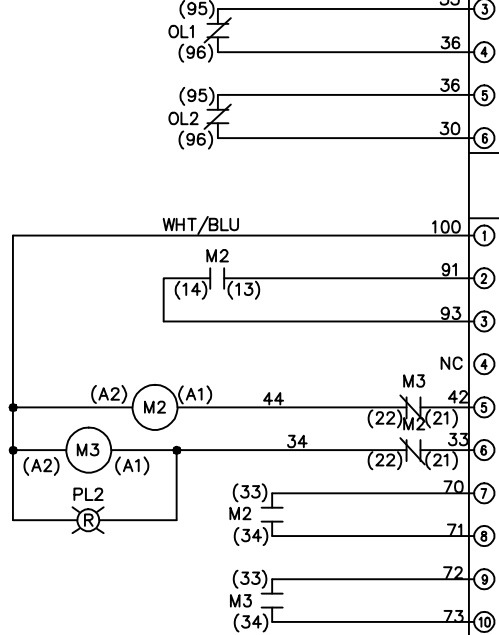
CONTACT SEQUENCE CHART FOR S1 X INDICATES CONTACT CLOSED			
CONTACT POSITION	DRIVE	OFF	BYPASS
13-14			X
23-24	X		

NOTICE -  
THIS DRAWING IS PROPRIETARY AND SHALL NOT BE COPIED OR ITS CONTENTS DISCLOSED TO OUTSIDE PARTIES WITHOUT THE WRITTEN CONSENT OF THE TRANE COMPANY

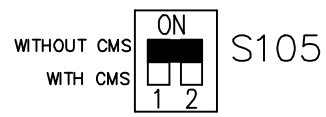
DRN JNW  
2/14/07  
APR

NAME 208-600VOLT, 2C, CB  
, DRIVE FUSE, EMB1, FRAME A2-A3  
, NO REACTOR & DVDI, DUAL MTR

MODEL  
PAGE 2 OF 2  
SIZE A  
DWG NO. 174U4493  
THE TRANE COMPANY  
A DIVISION OF  
AMERICAN STANDARD INC.



FACTORY SETTING



CUSTOMER CONNECTIONS X55, X56  
CLASS 2 POWER SOURCE  
REQUIRED FOR FIELD CONNECTION  
USE CLASS 1 CONDUCTORS  
CONDUCTOR SIZE 28-14 AWG