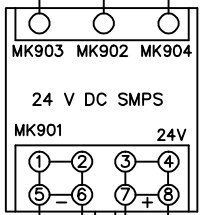
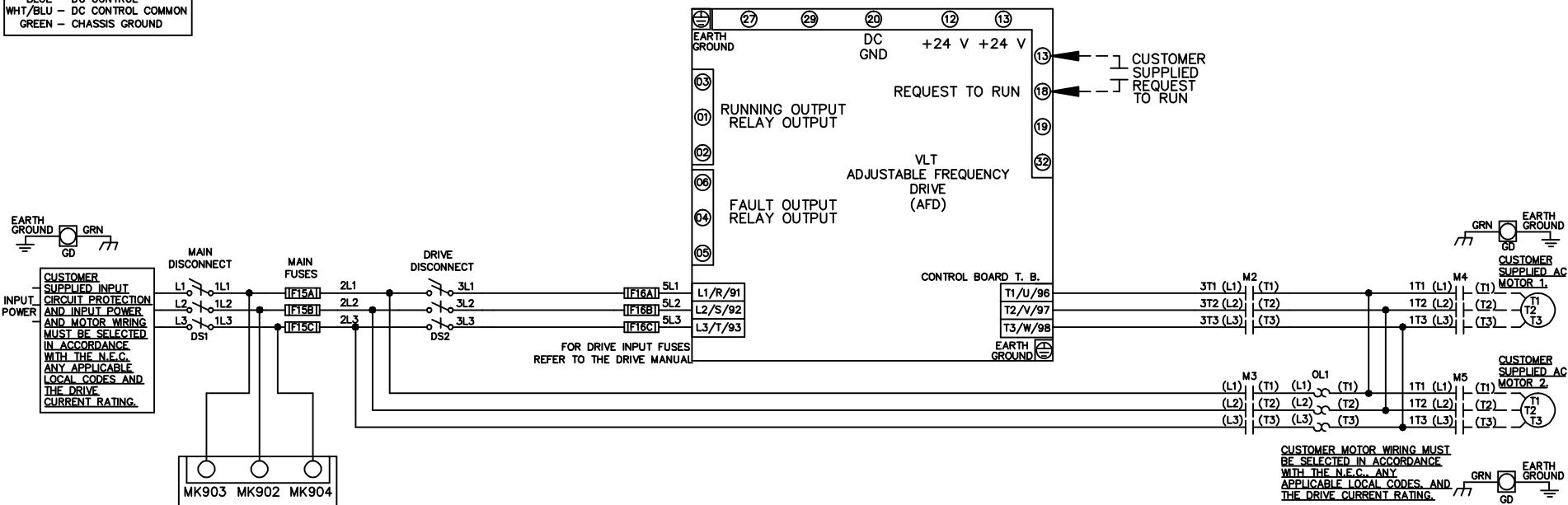
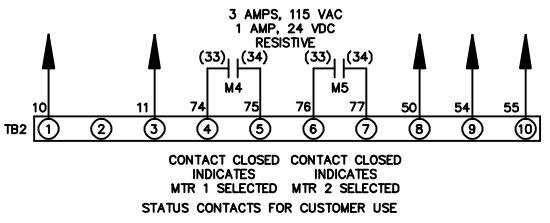


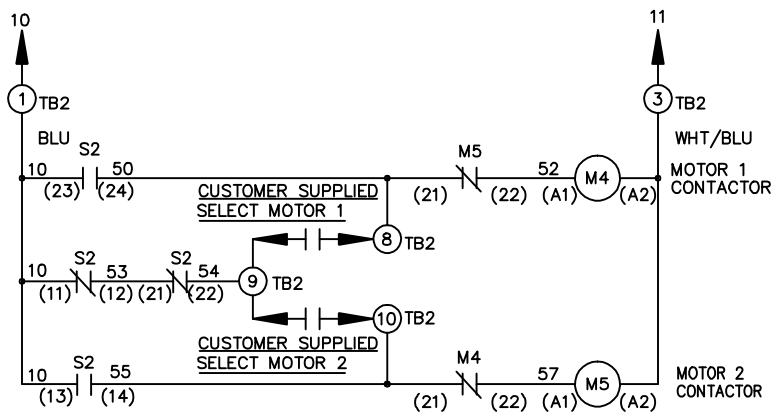
WIRE COLOR SCHEME
 BLACK - LINE VOLTAGE
 RED - AC CONTROL
 WHITE - AC GROUNDED
 BLUE - DC CONTROL
 WHT/BLU - DC CONTROL COMMON
 GREEN - CHASSIS GROUND



CONNECTS TO TB2 TERMINAL BLOCK



CONTACT CLOSED INDICATES MTR 1 SELECTED
 CONTACT CLOSED INDICATES MTR 2 SELECTED
 STATUS CONTACTS FOR CUSTOMER USE



CONTACT SEQUENCE CHART FOR S2
 X INDICATES CONTACT CLOSED

POSITION	MOTOR 1	AUTO	MOTOR 2
11-12	X	X	
13-14			X
21-22	X	X	
23-24	X		

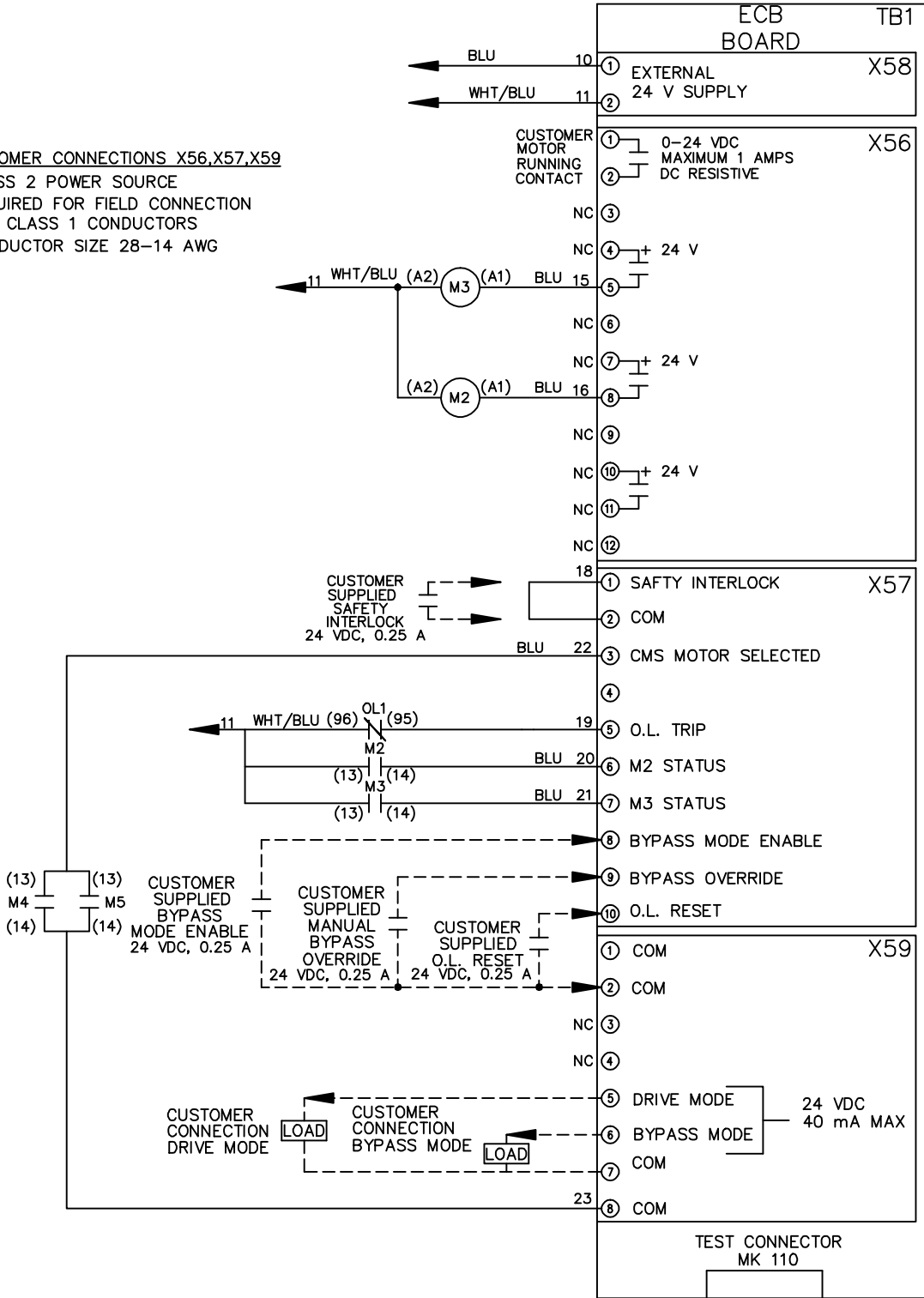
			-NOTICE-	DRN JNW 2/14/07	NAME 208-600VOLT,2C,MAIN&DRIVE DISC ,MAIN FUSE,ECB,FRAME A2-A3 ,NO REACTOR & DVDT,CMS			THE TRANE COMPANY A DIVISION OF AMERICAN STANDARD INC.	
A	SP08061	10/08	THIS DRAWING IS PROPRIETARY AND SHALL NOT BE COPIED OR ITS CONTENTS DISCLOSED TO OUTSIDE PARTIES WITHOUT THE WRITTEN CONSENT OF THE TRANE COMPANY	APR	MODEL	PAGE 1 OF 2	SIZE A	DWG NO.	174U4751
REV	ECN	DATE							

REV	ECN	DATE
A	SP08066	10/08

THIS DRAWING IS PROPRIETARY AND SHALL NOT BE COPIED OR ITS CONTENTS DISCLOSED TO OUTSIDE PARTIES WITHOUT THE WRITTEN CONSENT OF THE TRANE COMPANY

-NOTICE-

CUSTOMER CONNECTIONS X56,X57,X59
 CLASS 2 POWER SOURCE
 REQUIRED FOR FIELD CONNECTION
 USE CLASS 1 CONDUCTORS
 CONDUCTOR SIZE 28-14 AWG



DRN JNW
 2/14/07
 APR

NAME 208-600VOLT, 2C, MAIN & DRIVE DISC
 , MAIN FUSE, ECB, FRAME A2-A3
 , NO REACTOR & DVDI, CMS

MODEL
 PAGE 2 OF 2
 SIZE A
 DWG NO. 174U4751

THE TRANE COMPANY
 A DIVISION OF
 AMERICAN STANDARD INC.