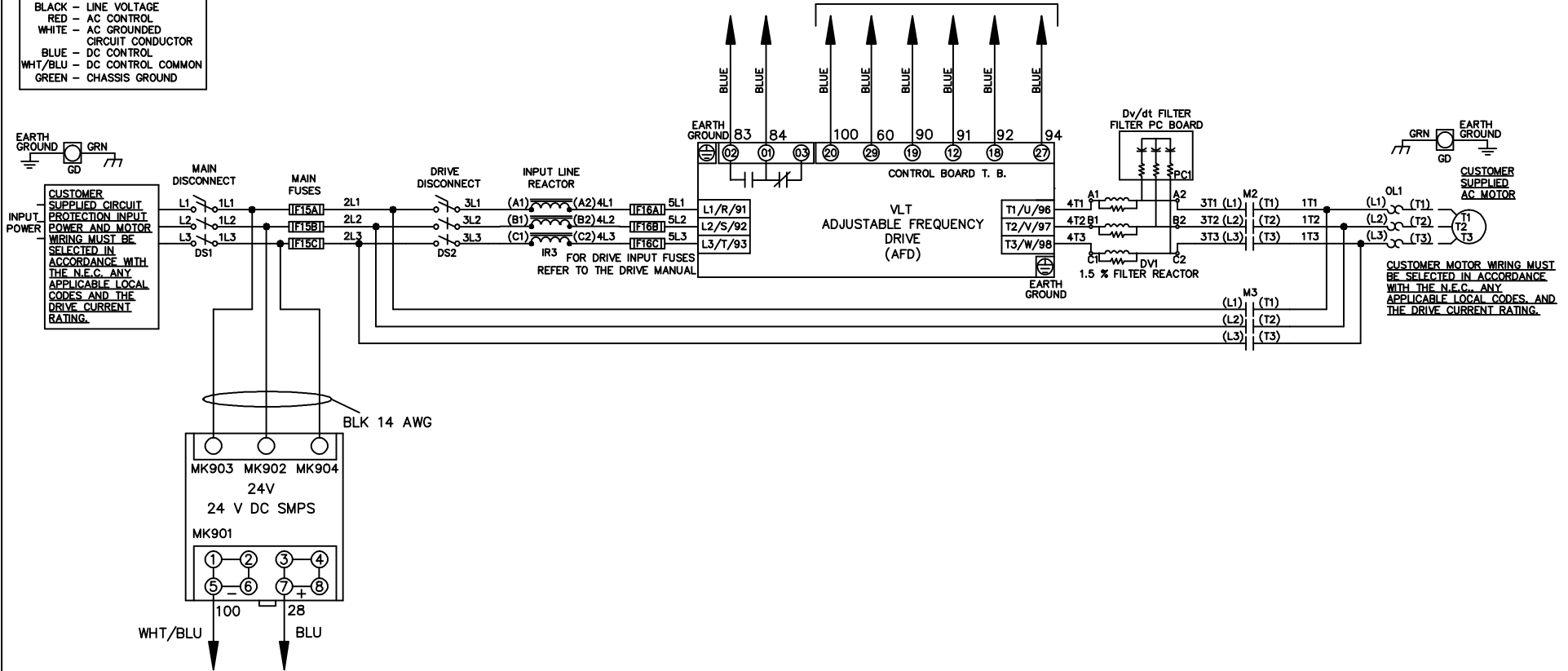


* ALL CONTROL WIRES ARE BLUE EXCEPT WHERE NOTED. TO ELECTROMECHANICAL RELAY BOARD

WIRE COLOR SCHEME	
BLACK	- LINE VOLTAGE
RED	- AC CONTROL
WHITE	- AC GROUNDED CIRCUIT CONDUCTOR
BLUE	- DC CONTROL
WHT/BLU	- DC CONTROL COMMON
GREEN	- CHASSIS GROUND



-NOTICE-

THIS DRAWING IS PROPRIETARY AND SHALL NOT BE COPIED OR ITS CONTENTS DISCLOSED TO OUTSIDE PARTIES WITHOUT THE WRITTEN CONSENT OF THE TRANE COMPANY

DRN JNW
2/14/07

APR

NAME 208-600VOLT,2C,MAIN&DRIVE DISC
,MAIN FUSE,EMB2,FRAME A2-A3
,REACTOR & DVDT,SINGLE MTR

MODEL

PAGE 1 OF 2

SIZE A

DWG NO.

THE TRANE COMPANY
A DIVISION OF
AMERICAN STANDARD INC.

174U4776

A	SP08061	10/08
REV	ECN	DATE

REV	ECN	DATE
A	SP08066	10/08

CONTACT SEQUENCE CHART FOR S1 X INDICATES CONTACT CLOSED			
POSITION	CONTACT	DRIVE	BYPASS
13-14			
23-24	X		X

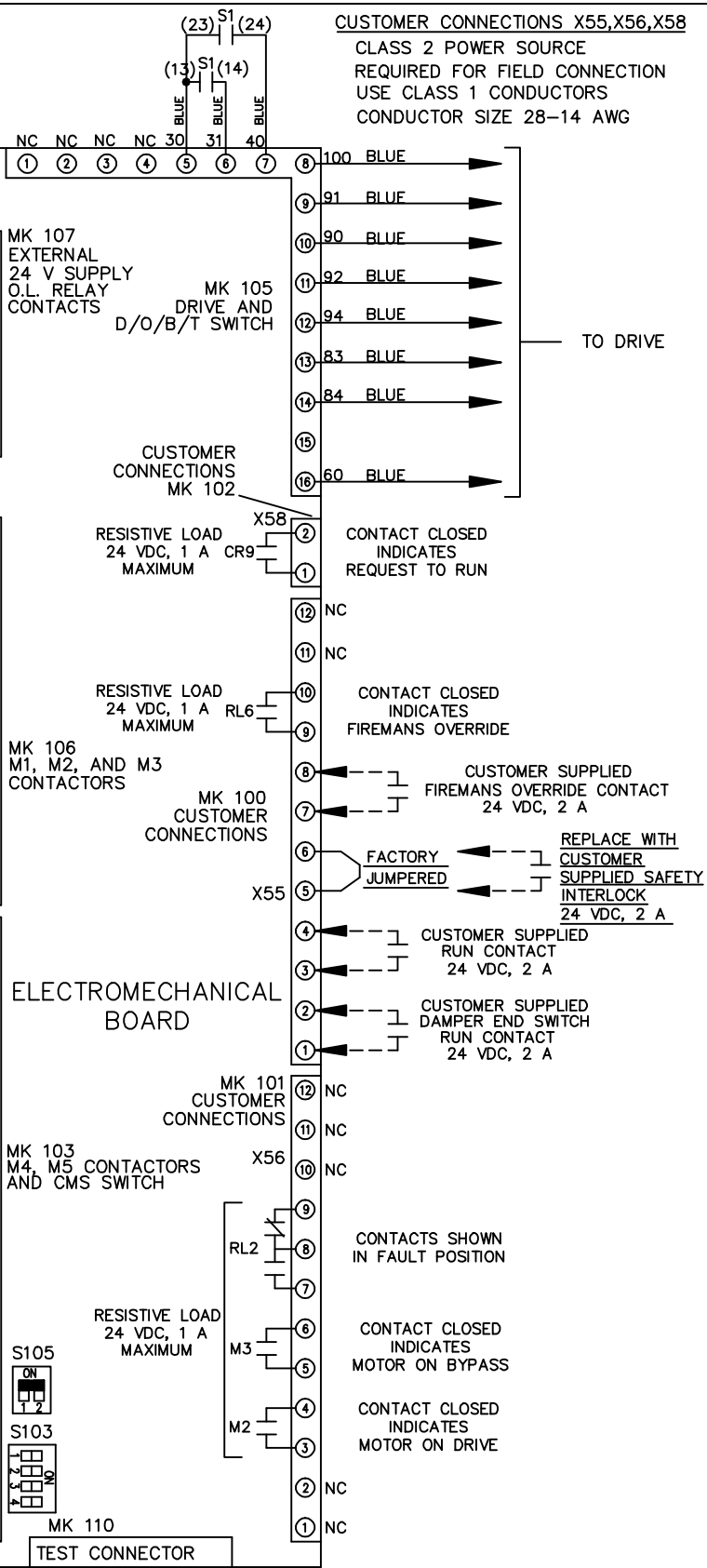
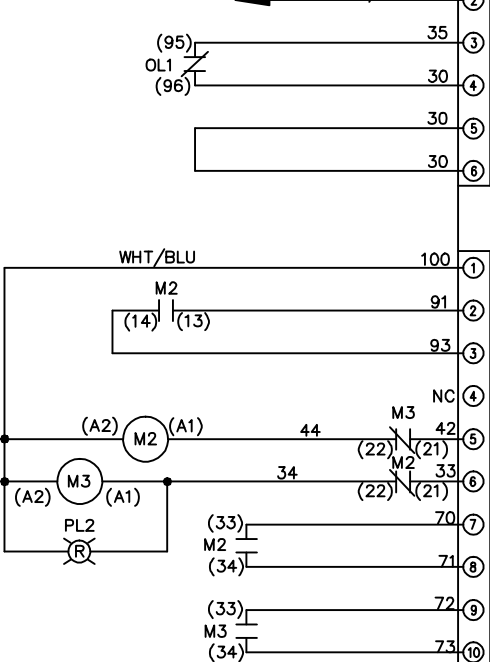
-NOTICE-

THIS DRAWING IS PROPRIETARY AND SHALL NOT BE COPIED OR ITS CONTENTS DISCLOSED TO OUTSIDE PARTIES WITHOUT THE WRITTEN CONSENT OF THE TRANE COMPANY

DRN JNW
2/14/07
APR

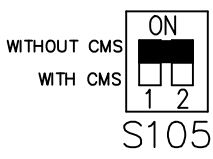
MODEL NAME 208-600VOLT,2C,MAIN&DRIVE DISC
,MAIN FUSE,EMB2,FRAME A2-A3
,REACTOR & DVDI,SINGLE MTR

PAGE 2 OF 2
SIZE A
DWG NO. 174U4776
THE TRANE COMPANY
A DIVISION OF
AMERICAN STANDARD INC.



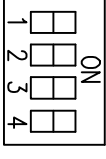
CUSTOMER CONNECTIONS X55,X56,X58
CLASS 2 POWER SOURCE
REQUIRED FOR FIELD CONNECTION
USE CLASS 1 CONDUCTORS
CONDUCTOR SIZE 28-14 AWG

FACTORY SETTING



S103

CUSTOMER SETTING
AUTOMATIC BYPASS TIME SELECT



ONLY # 1 ON 30 SECONDS
ONLY # 2 ON 60 SEC.
ONLY # 3 ON 300 SEC.
ALL ON 15 SEC.
ALL OFF NO AUTO BYPASS (FACTORY DEFAULT)