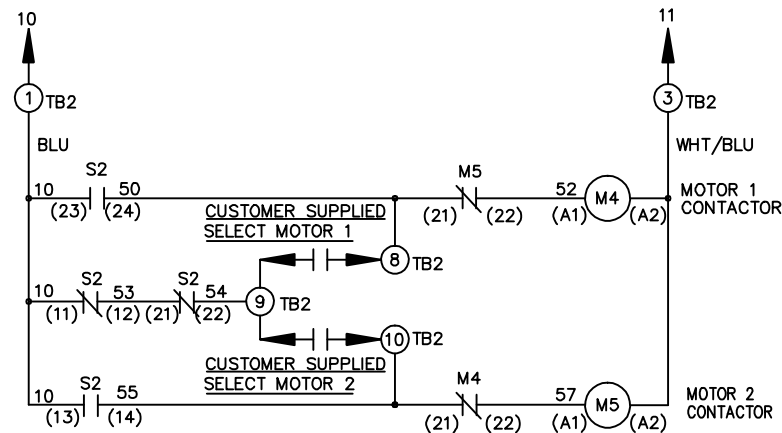
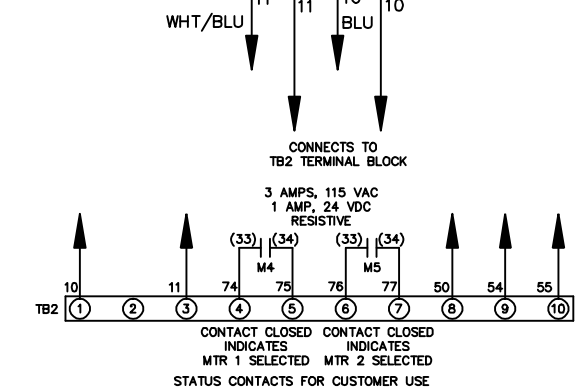
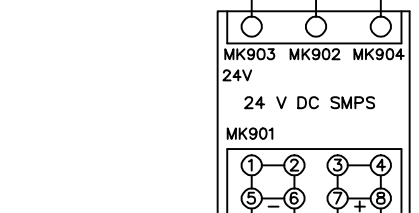
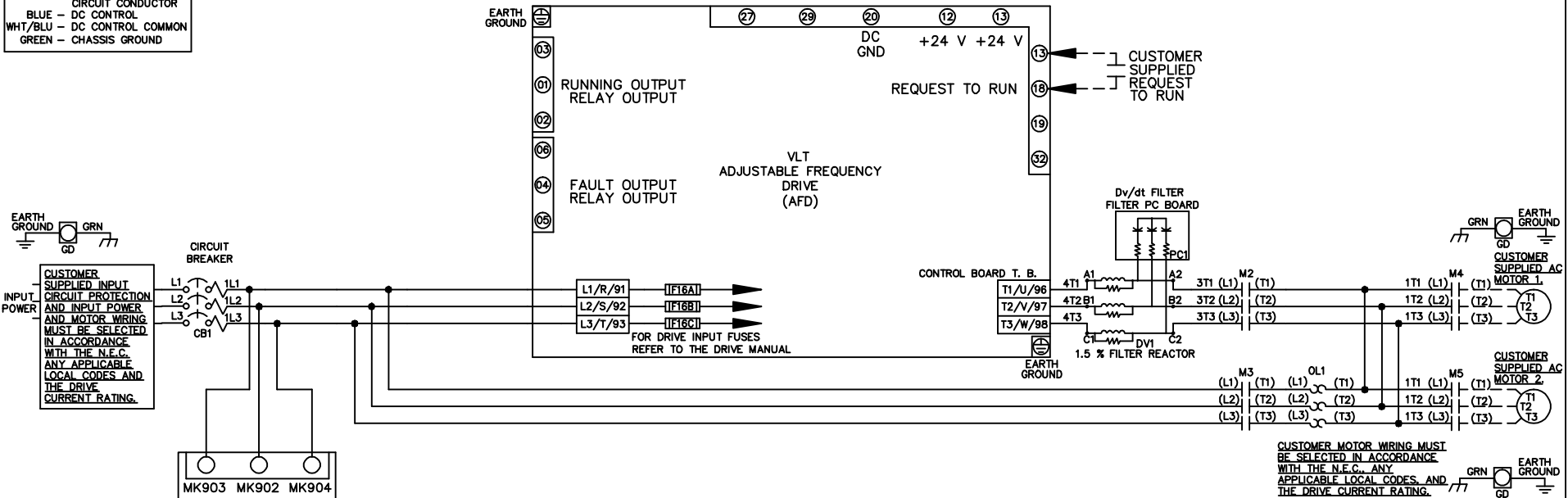


**WIRE COLOR SCHEME**  
 BLACK - LINE VOLTAGE  
 RED - AC CONTROL  
 WHITE - AC GROUNDED  
 CIRCUIT CONDUCTOR  
 BLUE - DC CONTROL  
 WHT/BLU - DC CONTROL COMMON  
 GREEN - CHASSIS GROUND



**CUSTOMER MOTOR WIRING MUST BE SELECTED IN ACCORDANCE WITH THE N.E.C., ANY APPLICABLE LOCAL CODES, AND THE DRIVE CURRENT RATING.**

CONTACT SEQUENCE CHART FOR S2  
 X INDICATES CONTACT CLOSED

CONTACT	POSITION	MOTOR 1	AUTO	MOTOR 2
11-12		X	X	
13-14				X
21-22			X	X
23-24		X		

-NOTICE-

THIS DRAWING IS PROPRIETARY AND SHALL NOT BE COPIED OR ITS CONTENTS DISCLOSED TO OUTSIDE PARTIES WITHOUT THE WRITTEN CONSENT OF THE TRANE COMPANY

DRN JNW  
2/14/07

NAME 208-600VOLT, 2C, CB  
 ,DRIVE FUSE, ECB, FRAME A5-B1  
 ,DVDT, CMS

**THE TRANE COMPANY**  
 A DIVISION OF  
 AMERICAN STANDARD INC.

A	SP08061	10/08
REV	ECN	DATE

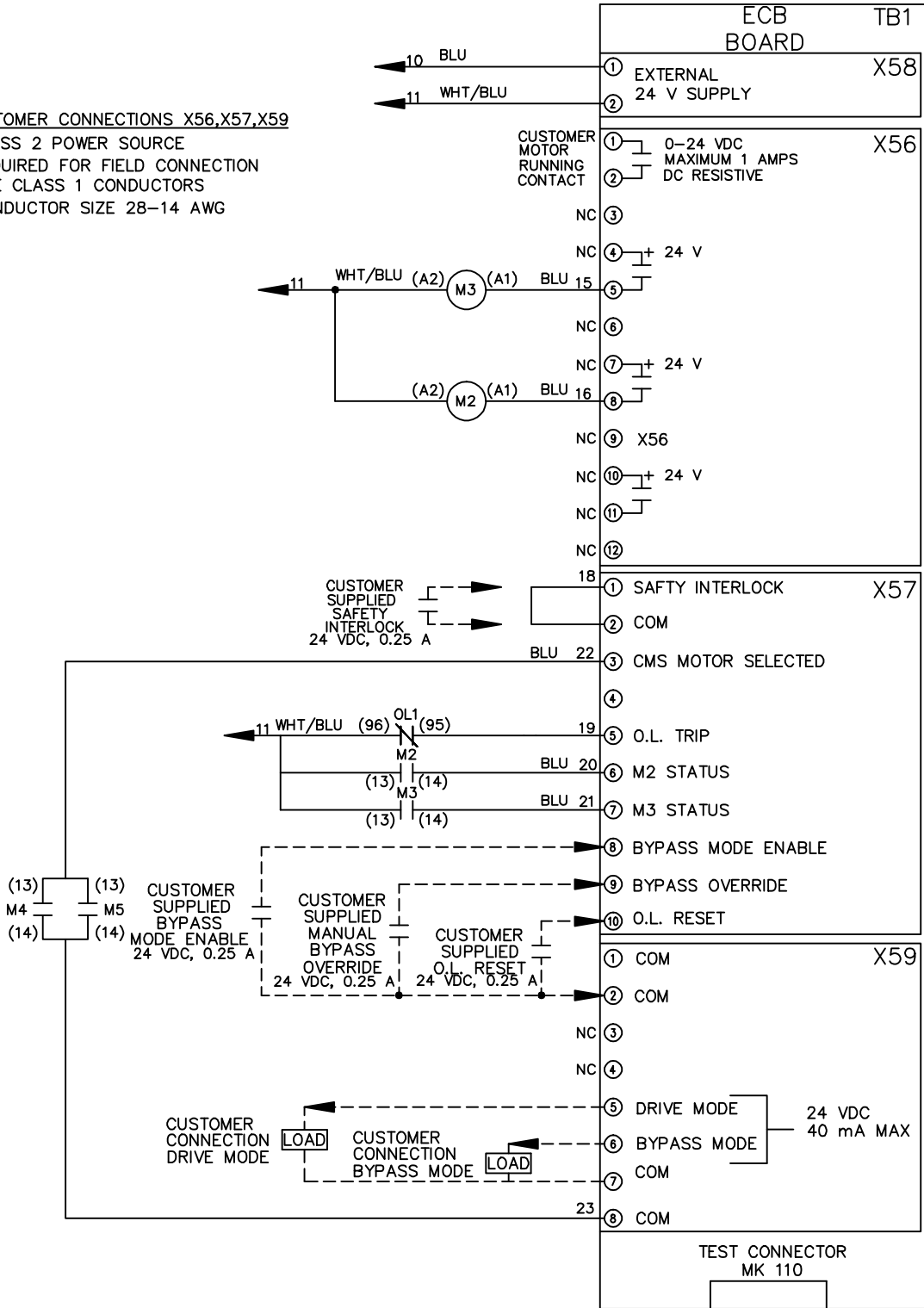
MODEL	PAGE 1 OF 2	SIZE A	DWG NO. 174U4787
-------	-------------	--------	------------------

REV	A	ECN	DATE
	SP08066		10/08

THIS DRAWING IS PROPRIETARY AND SHALL NOT BE COPIED OR ITS CONTENTS DISCLOSED TO OUTSIDE PARTIES WITHOUT THE WRITTEN CONSENT OF THE TRANE COMPANY

-NOTICE-

**CUSTOMER CONNECTIONS X56,X57,X59**  
 CLASS 2 POWER SOURCE  
 REQUIRED FOR FIELD CONNECTION  
 USE CLASS 1 CONDUCTORS  
 CONDUCTOR SIZE 28-14 AWG



DRN JNW  
 2/14/07  
 APR

NAME 208-600VOLT,2C,CB  
 DRIVE FUSE,ECB,FRAME A5-B1  
 ,DVDT,CMS  
 MODEL  
 PAGE 2 OF 2  
 SIZE A  
 DWG NO. 174U4787

THE TRANE COMPANY  
 A DIVISION OF  
 AMERICAN STANDARD INC.