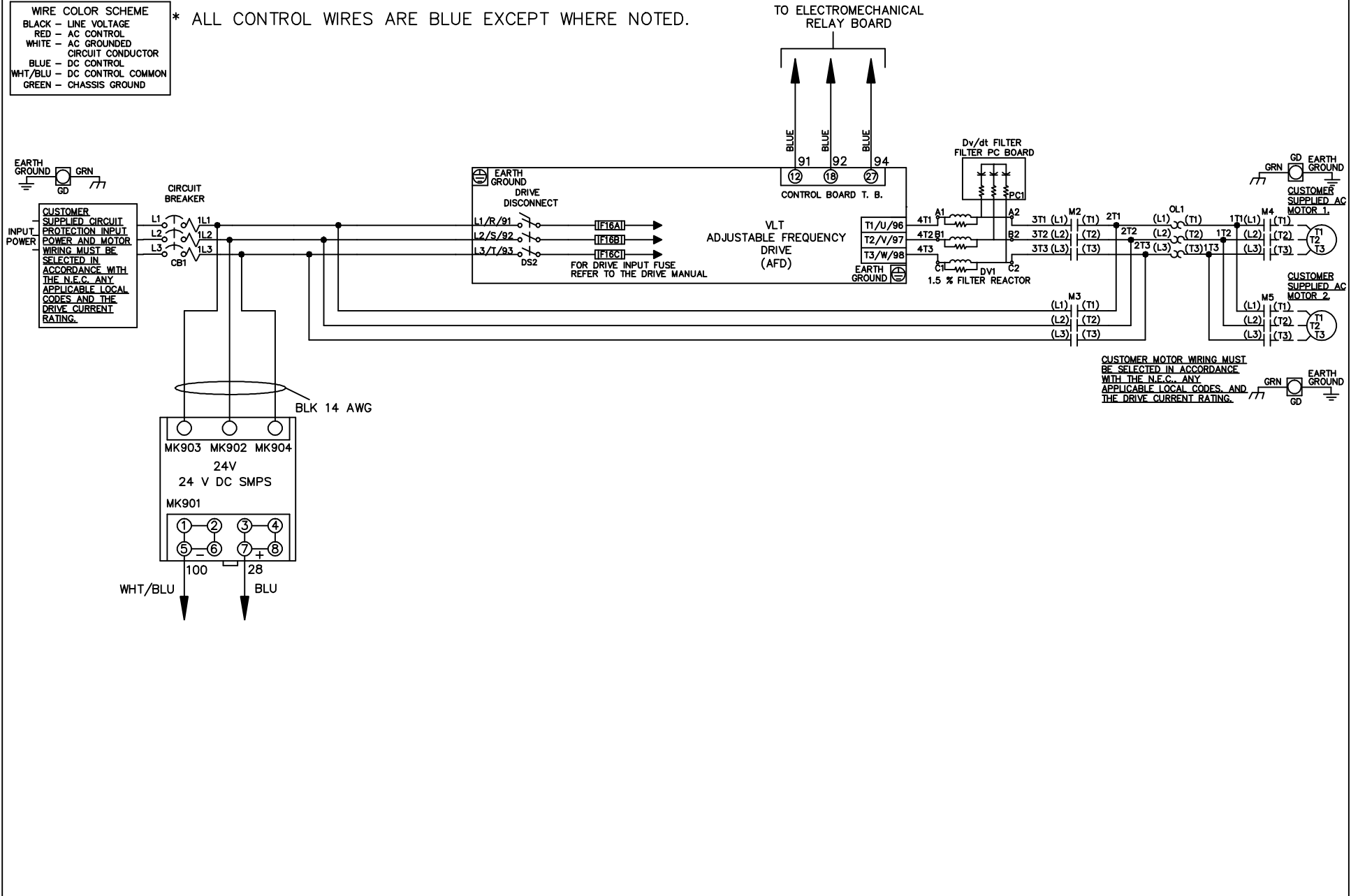


WIRE COLOR SCHEME  
 BLACK - LINE VOLTAGE  
 RED - AC CONTROL  
 WHITE - AC GROUNDED  
 CIRCUIT CONDUCTOR  
 BLUE - DC CONTROL  
 WHT/BLU - DC CONTROL COMMON  
 GREEN - CHASSIS GROUND

\* ALL CONTROL WIRES ARE BLUE EXCEPT WHERE NOTED.



			-NOTICE-		DRN JNW 2/14/07		NAME 208-600VOLT, 2C, CB & DRIVE DISC , DRIVE FUSE, EMB1, FRAME A5-B1 , DVDT, CMS		THE TRANE COMPANY A DIVISION OF AMERICAN STANDARD INC.	
A	SP08061	10/08	THIS DRAWING IS PROPRIETARY AND SHALL NOT BE COPIED OR ITS CONTENTS DISCLOSED TO OUTSIDE PARTIES WITHOUT THE WRITTEN CONSENT OF THE TRANE COMPANY		APR	MODEL	PAGE 1 OF 2	SIZE A	DWG NO.	174U4857
REV	ECN	DATE								

REV	ECN	DATE
A	SP08066	10/08

-NOTICE-

THIS DRAWING IS PROPRIETARY AND SHALL NOT BE COPIED OR ITS CONTENTS DISCLOSED TO OUTSIDE PARTIES WITHOUT THE WRITTEN CONSENT OF THE TRANE COMPANY

DRN JNW  
2/14/07  
APR

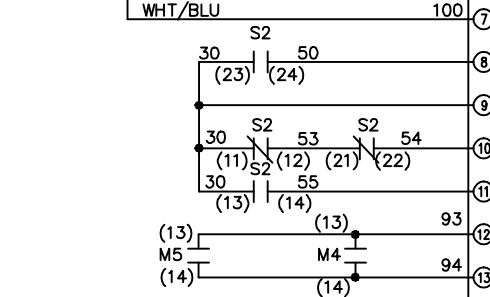
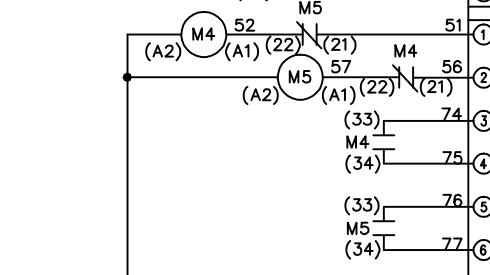
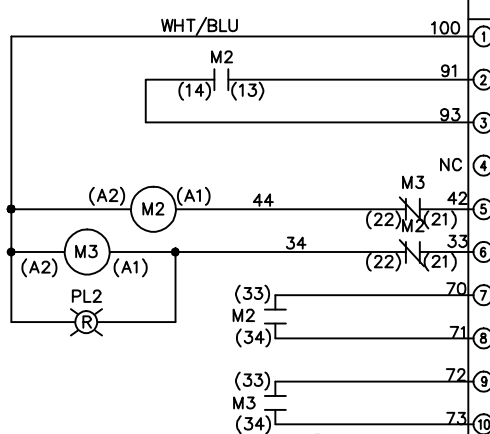
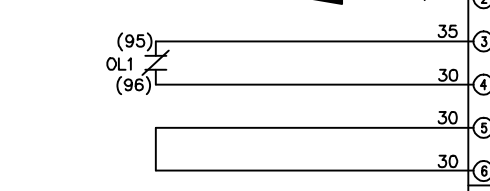
NAME 208-600VOLT, 2C, CB & DRIVE DISC  
, DRIVE FUSE, EMB1, FRAME A5-B1  
, DVD1, CMS

THE TRANE COMPANY  
A DIVISION OF  
AMERICAN STANDARD INC.

PAGE 2 OF 2  
SIZE A  
DWG NO. 174U4857

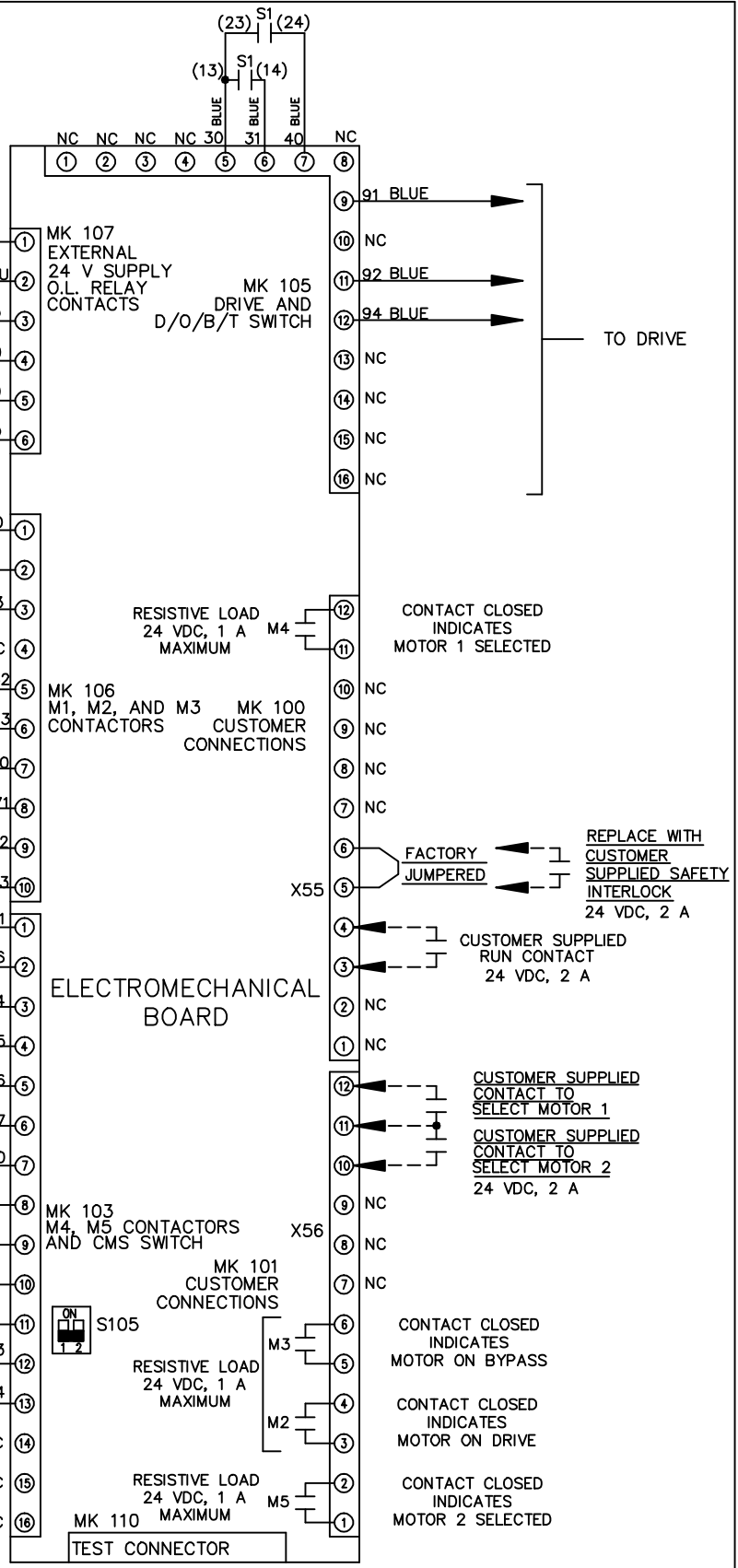
CONTACT SEQUENCE CHART FOR S1  
X INDICATES CONTACT CLOSED

CONTRACT POSITION	DRIVE	OFF	BYPASS
13-14	X		
23-24			X



CONTACT SEQUENCE CHART FOR S2  
X INDICATES CONTACT CLOSED

CONTRACT POSITION	MOTOR 1	AUTO	MOTOR 2
11-12	X	X	
13-14			X
21-22		X	X
23-24	X		



CUSTOMER CONNECTIONS X55, X56  
CLASS 2 POWER SOURCE  
REQUIRED FOR FIELD CONNECTION  
USE CLASS 1 CONDUCTORS  
CONDUCTOR SIZE 28-14 AWG