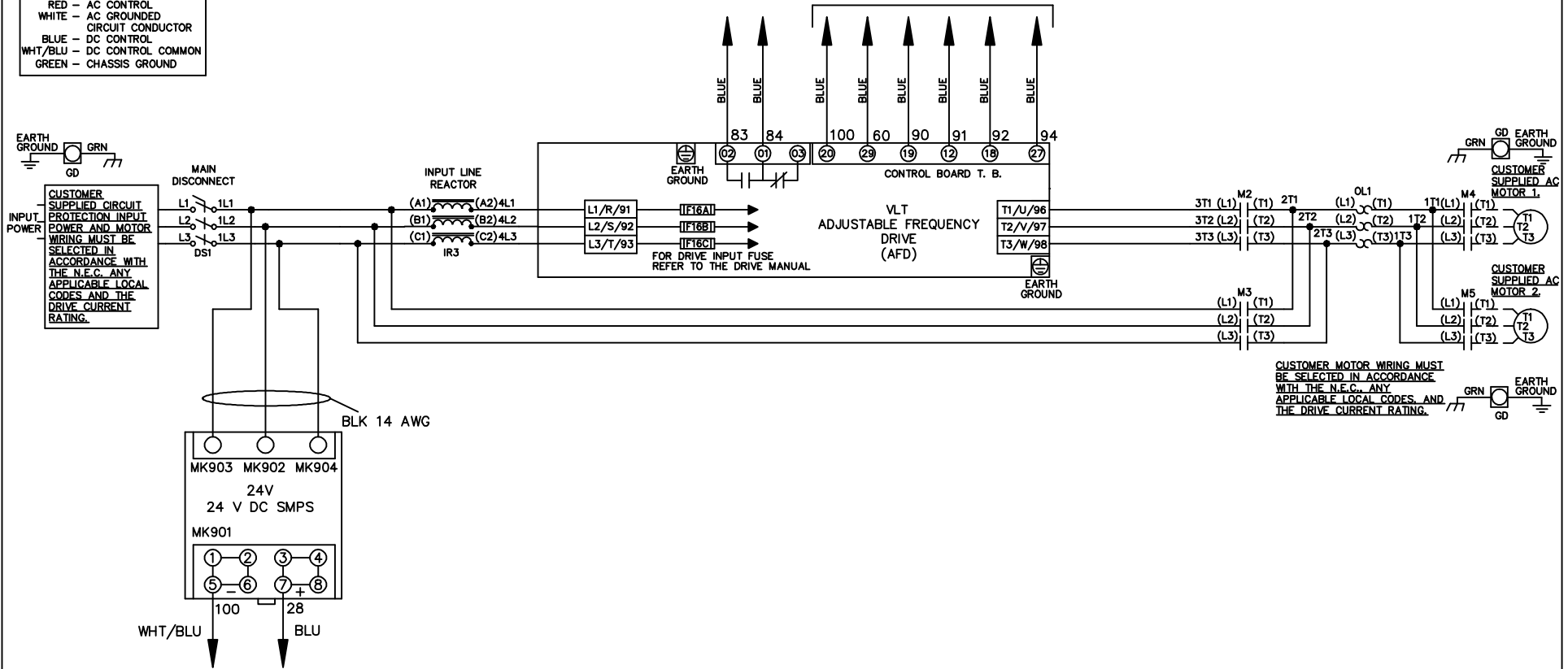


**WIRE COLOR SCHEME**  
 BLACK - LINE VOLTAGE  
 RED - AC CONTROL  
 WHITE - AC GROUNDED  
 WHITE - CIRCUIT CONDUCTOR  
 BLUE - DC CONTROL  
 WHT/BLU - DC CONTROL COMMON  
 GREEN - CHASSIS GROUND

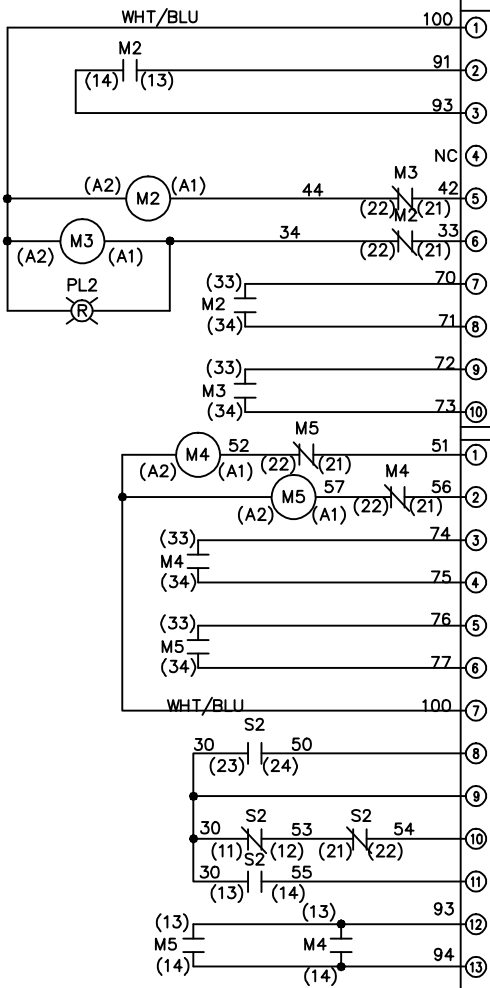
\* ALL CONTROL WIRES ARE BLUE EXCEPT WHERE NOTED. TO ELECTROMECHANICAL RELAY BOARD



			-NOTICE-		DRN JNW		NAME 208-600VOLT,2C,MAIN DISC		<b>THE TRANE COMPANY</b> A DIVISION OF AMERICAN STANDARD INC.	
			THIS DRAWING IS PROPRIETARY AND SHALL NOT BE COPIED OR ITS CONTENTS DISCLOSED TO OUTSIDE PARTIES WITHOUT THE WRITTEN CONSENT OF THE TRANE COMPANY		2/14/07		,DRIVE FUSE,EMB2,FRAME A5-B1 ,REACTOR,CMS			
A	SP08061	10/08			APR	MODEL	PAGE 1 OF 2	SIZE A	DWG NO.	174U4880
REV	ECN	DATE								

REV	A	ECN	DATE
	SP08066		10/08

CONTACT SEQUENCE CHART FOR S1		POSITION
CONTACT		X INDICATES CONTACT CLOSED
23-24		X
13-14	DRIVE	
	OFF	
	BYPASS	X



CONTACT SEQUENCE CHART FOR S2		POSITION
CONTACT		X INDICATES CONTACT CLOSED
23-24		X
11-12	MOTOR 1	X
13-14	AUTO	X
21-22		X
	MOTOR 2	X

-NOTICE-

THIS DRAWING IS PROPRIETARY AND SHALL NOT BE COPIED OR ITS CONTENTS DISCLOSED TO OUTSIDE PARTIES WITHOUT THE WRITTEN CONSENT OF THE TRANE COMPANY

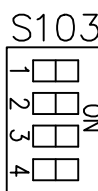

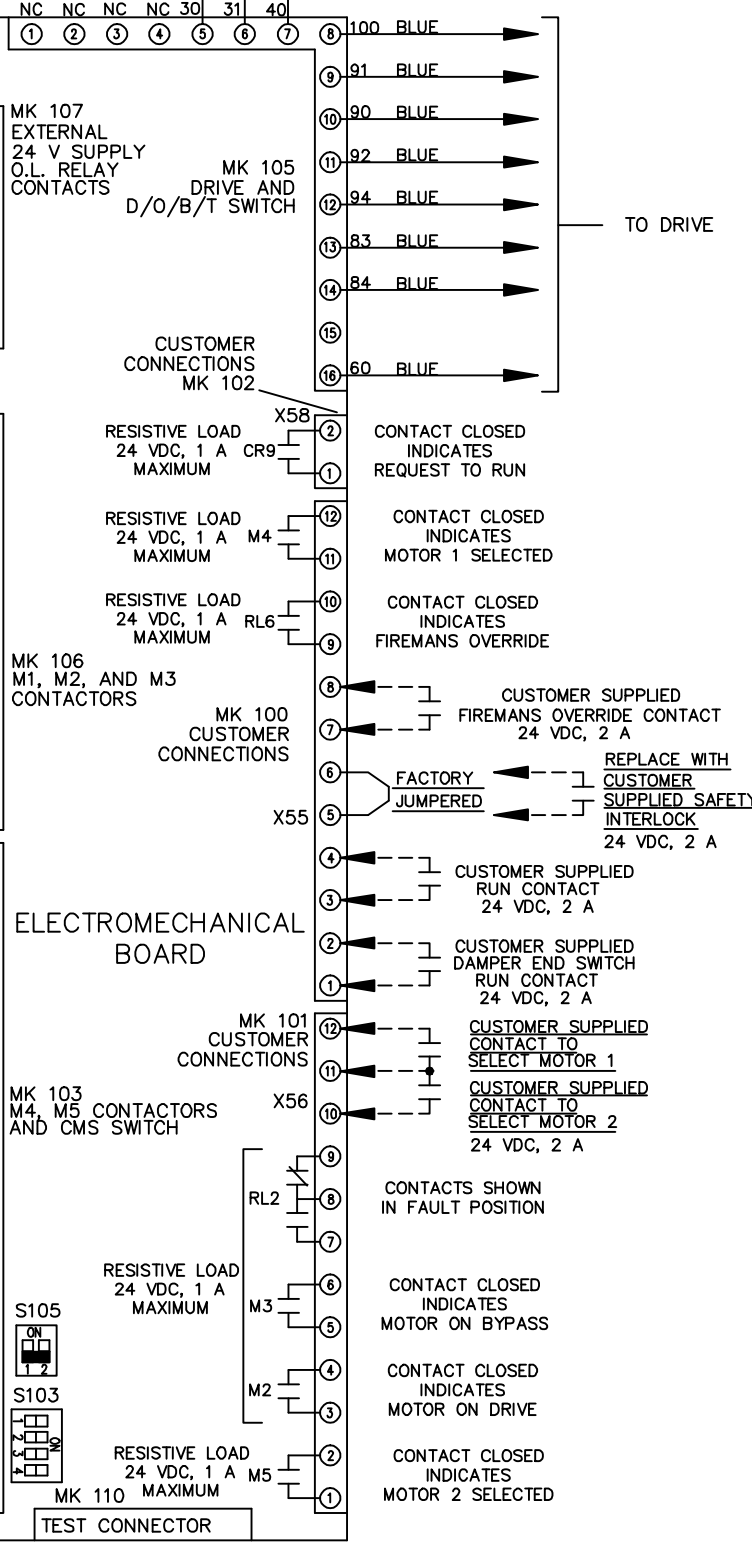
DRN JNW  
2/14/07  
APR

NAME 208-600VOLT, 2C, MAIN DISC  
, DRIVE FUSE, EMB2, FRAME A5-B1  
, REACTOR, CMS

MODEL  
PAGE 2 OF 2  
SIZE A  
DWG NO. 174U4880

THE TRANE COMPANY  
A DIVISION OF  
AMERICAN STANDARD INC.

CUSTOMER CONNECTIONS X55, X56, X58  
CLASS 2 POWER SOURCE  
REQUIRED FOR FIELD CONNECTION  
USE CLASS 1 CONDUCTORS  
CONDUCTOR SIZE 28-14 AWG



CUSTOMER SETTING  
AUTOMATIC BYPASS TIME SELECT

ONLY # 1 ON 30 SECONDS

ONLY # 2 ON 60 SEC.

ONLY # 3 ON 300 SEC

ALL ON 15 SEC.

ALL OFF NO AUTO BYPASS (FACTORY DEFAULT)