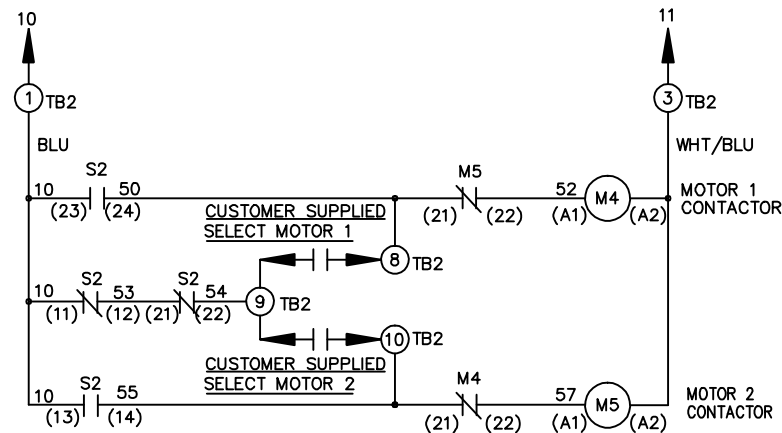
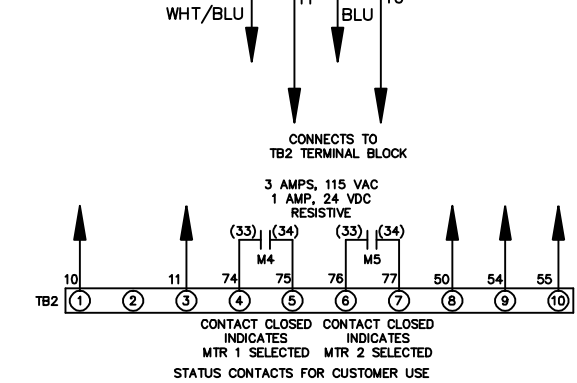
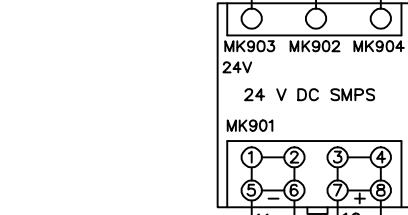
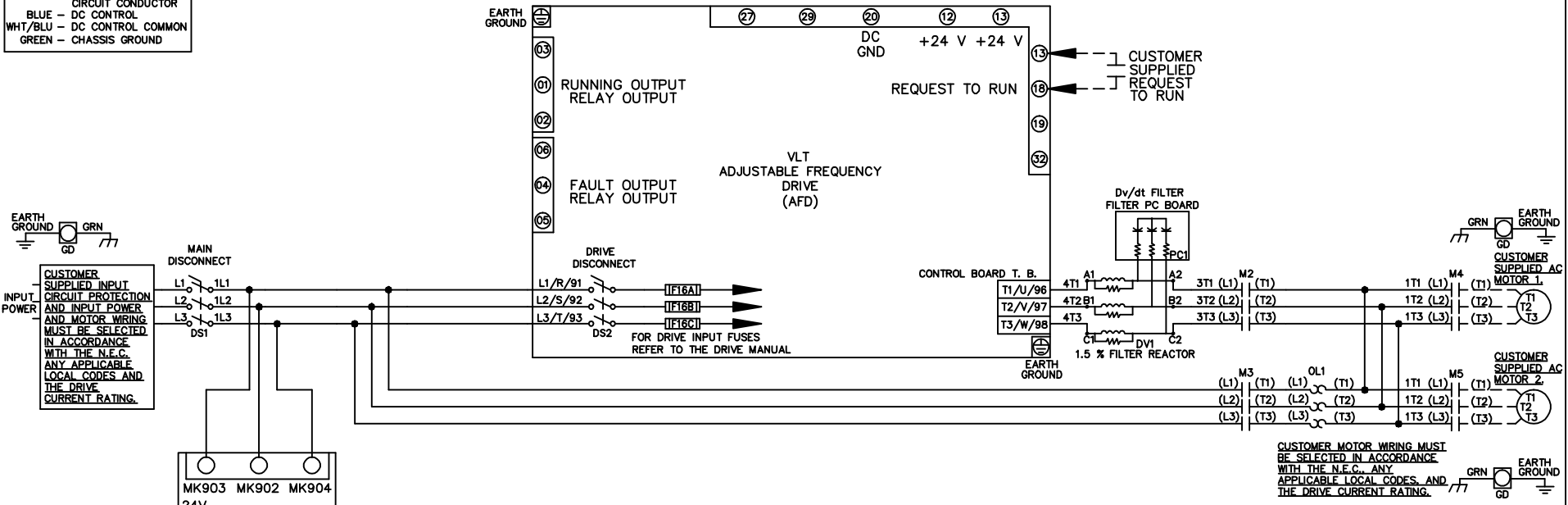


WIRE COLOR SCHEME
 BLACK - LINE VOLTAGE
 RED - AC CONTROL
 WHITE - AC GROUNDED
 CIRCUIT CONDUCTOR
 BLUE - DC CONTROL
 WHT/BLU - DC CONTROL COMMON
 GREEN - CHASSIS GROUND



CONTACT SEQUENCE CHART FOR S2
 X INDICATES CONTACT CLOSED

| CONTACT | MOTOR 1 | AUTO | MOTOR 2 |
|---------|---------|------|---------|
| 11-12 | X | X | |
| 13-14 | | | X |
| 21-22 | | X | X |
| 23-24 | X | | |

| | | | | | | | |
|--|---------|-------|--------------------|---|--|--|----------|
| -NOTICE- | | | DRN JNW 2/14/07 | NAME 208-600VOLT, 2C, MAIN&DRIVE DISC ,DRIVE FUSE, ECB, FRAME A5-B1 , DVDT, CMS | | THE TRANE COMPANY A DIVISION OF AMERICAN STANDARD INC. | |
| THIS DRAWING IS PROPRIETARY AND SHALL NOT BE COPIED OR ITS CONTENTS DISCLOSED TO OUTSIDE PARTIES WITHOUT THE WRITTEN CONSENT OF THE TRANE COMPANY | | | | | | | |
| A | SP08061 | 10/08 | | | | DWG NO. | 174U4911 |
| REV | ECN | DATE | | | | | |

| | | | | | |
|-----|---|-----|---------|------|-------|
| REV | A | ECN | SP08066 | DATE | 10/08 |
|-----|---|-----|---------|------|-------|

-NOTICE-
 THIS DRAWING IS PROPRIETARY AND SHALL NOT BE COPIED OR ITS CONTENTS DISCLOSED TO OUTSIDE PARTIES WITHOUT THE WRITTEN CONSENT OF THE TRANE COMPANY

DRN JNW
 2/14/07
 APR

NAME 208-600VOLT,2C,MAIN&DRIVE DISC
 ,DRIVE FUSE,ECB,FRAME A5-B1
 ,DVDT,CMS
 MODEL
 PAGE 2 OF 2
 SIZE A
 DWG NO. 174U4911

THE TRANE COMPANY
 A DIVISION OF
 AMERICAN STANDARD INC.

CUSTOMER CONNECTIONS X56,X57,X59
 CLASS 2 POWER SOURCE
 REQUIRED FOR FIELD CONNECTION
 USE CLASS 1 CONDUCTORS
 CONDUCTOR SIZE 28-14 AWG

