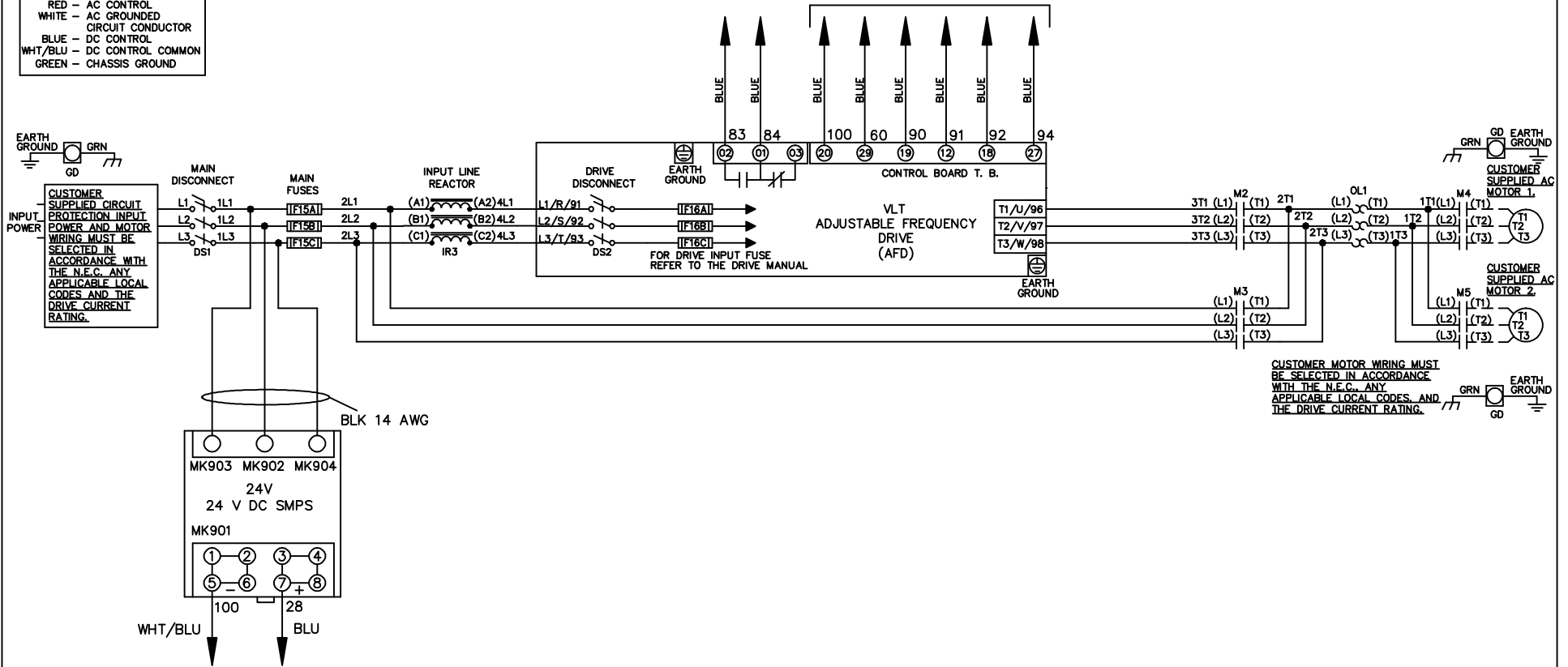


WIRE COLOR SCHEME
 BLACK - LINE VOLTAGE
 RED - AC CONTROL
 WHITE - AC GROUNDED
 WHITE - CIRCUIT CONDUCTOR
 BLUE - DC CONTROL
 WHT/BLU - DC CONTROL COMMON
 GREEN - CHASSIS GROUND

* ALL CONTROL WIRES ARE BLUE EXCEPT WHERE NOTED. TO ELECTROMECHANICAL RELAY BOARD



REV	ECN	DATE
A	SP08061	10/08

-NOTICE-
 THIS DRAWING IS PROPRIETARY AND SHALL NOT BE COPIED OR ITS CONTENTS DISCLOSED TO OUTSIDE PARTIES WITHOUT THE WRITTEN CONSENT OF THE TRANE COMPANY

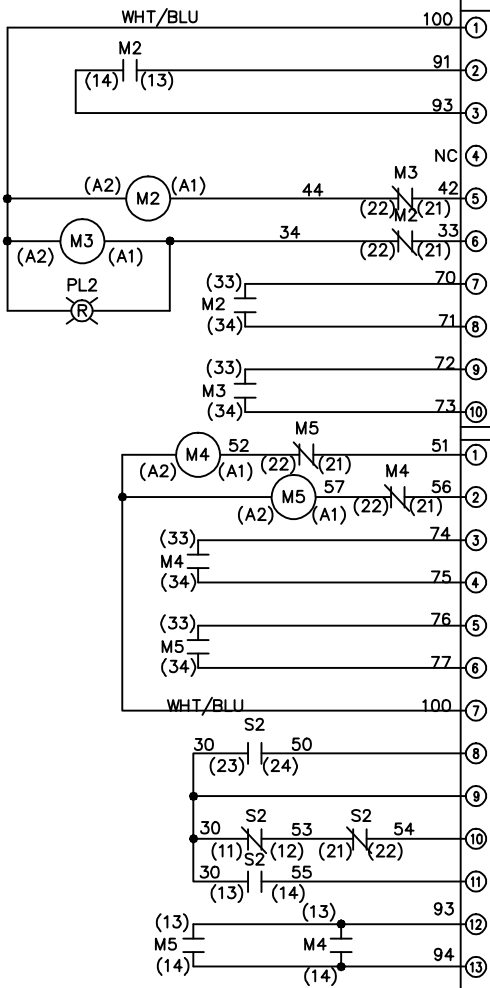
DRN JNW
 2/14/07
 APR

NAME 208-600VOLT, 2C, MAIN & DRIVE DISC
 , MAIN FUSE, EMB2, FRAME A5-B1
 , REACTOR, CMS
 MODEL

THE TRANE COMPANY
 A DIVISION OF
 AMERICAN STANDARD INC.
 PAGE 1 OF 2
 SIZE A
 DWG NO. 174U5056

REV	A	ECN	DATE
	SP08066		10/08

CONTACT SEQUENCE CHART FOR S1		POSITION
CONTACT		X INDICATES CONTACT CLOSED
23-24		X
13-14	DRIVE	
	OFF	
	BYPASS	X



CONTACT SEQUENCE CHART FOR S2		POSITION
CONTACT		X INDICATES CONTACT CLOSED
23-24		X
11-12	MOTOR 1	X
13-14	AUTO	X
21-22	MOTOR 2	X

-NOTICE-

THIS DRAWING IS PROPRIETARY AND SHALL NOT BE COPIED OR ITS CONTENTS DISCLOSED TO OUTSIDE PARTIES WITHOUT THE WRITTEN CONSENT OF THE TRANE COMPANY

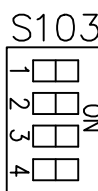
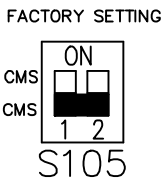
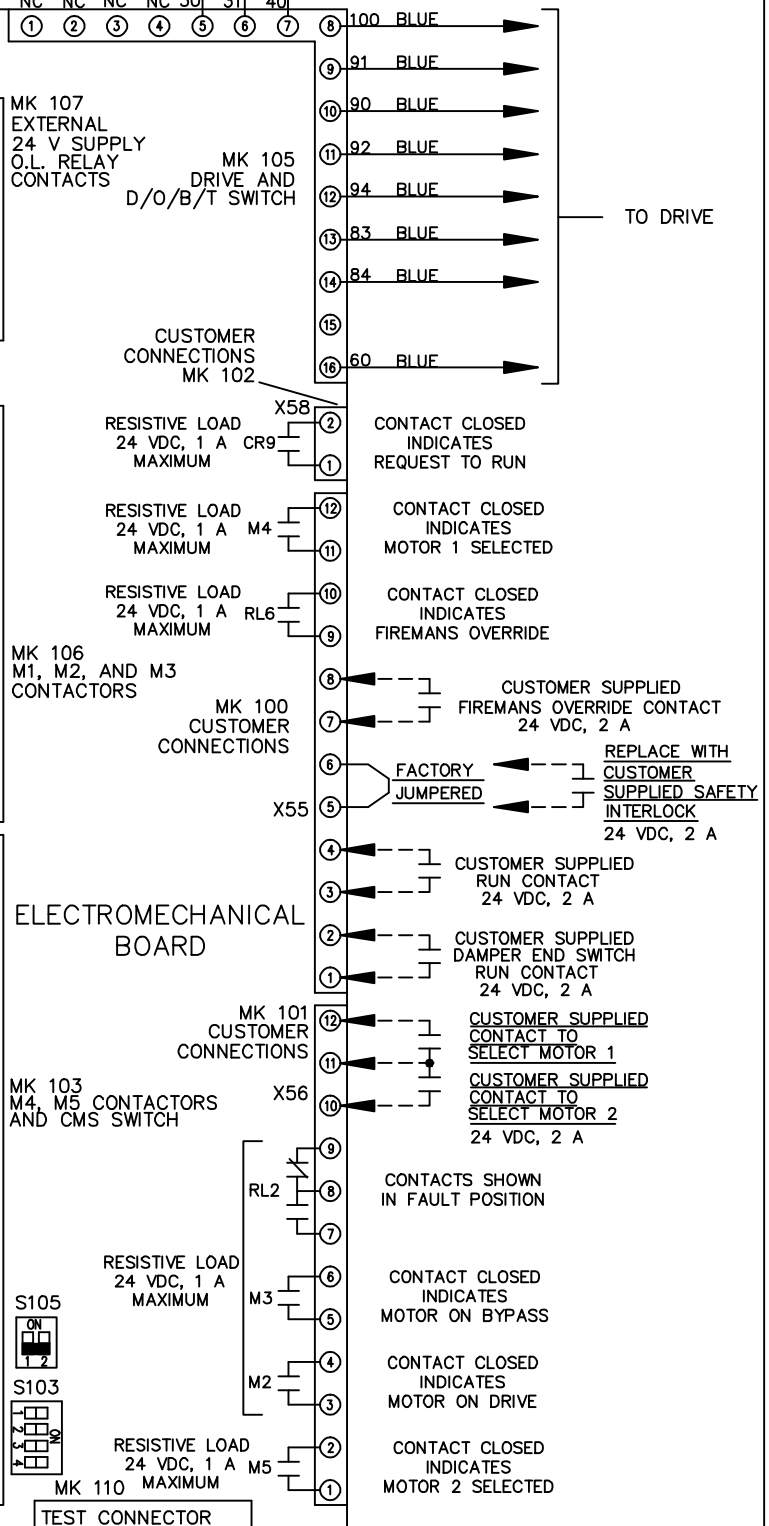
DRN JNW
2/14/07
APR

NAME 208-600VOLT, 2C, MAIN&DRIVE DISC
, MAIN FUSE, EMB2, FRAME A5-B1
, REACTOR, CMS

MODEL
PAGE 2 OF 2
SIZE A
DWG NO. 174U5056

THE TRANE COMPANY
A DIVISION OF
AMERICAN STANDARD INC.

CUSTOMER CONNECTIONS X55, X56, X58
CLASS 2 POWER SOURCE
REQUIRED FOR FIELD CONNECTION
USE CLASS 1 CONDUCTORS
CONDUCTOR SIZE 28-14 AWG



CUSTOMER SETTING
AUTOMATIC BYPASS TIME SELECT

ONLY # 1 ON 30 SECONDS

ONLY # 2 ON 60 SEC.

ONLY # 3 ON 300 SEC

ALL ON 15 SEC.

ALL OFF NO AUTO BYPASS (FACTORY DEFAULT)