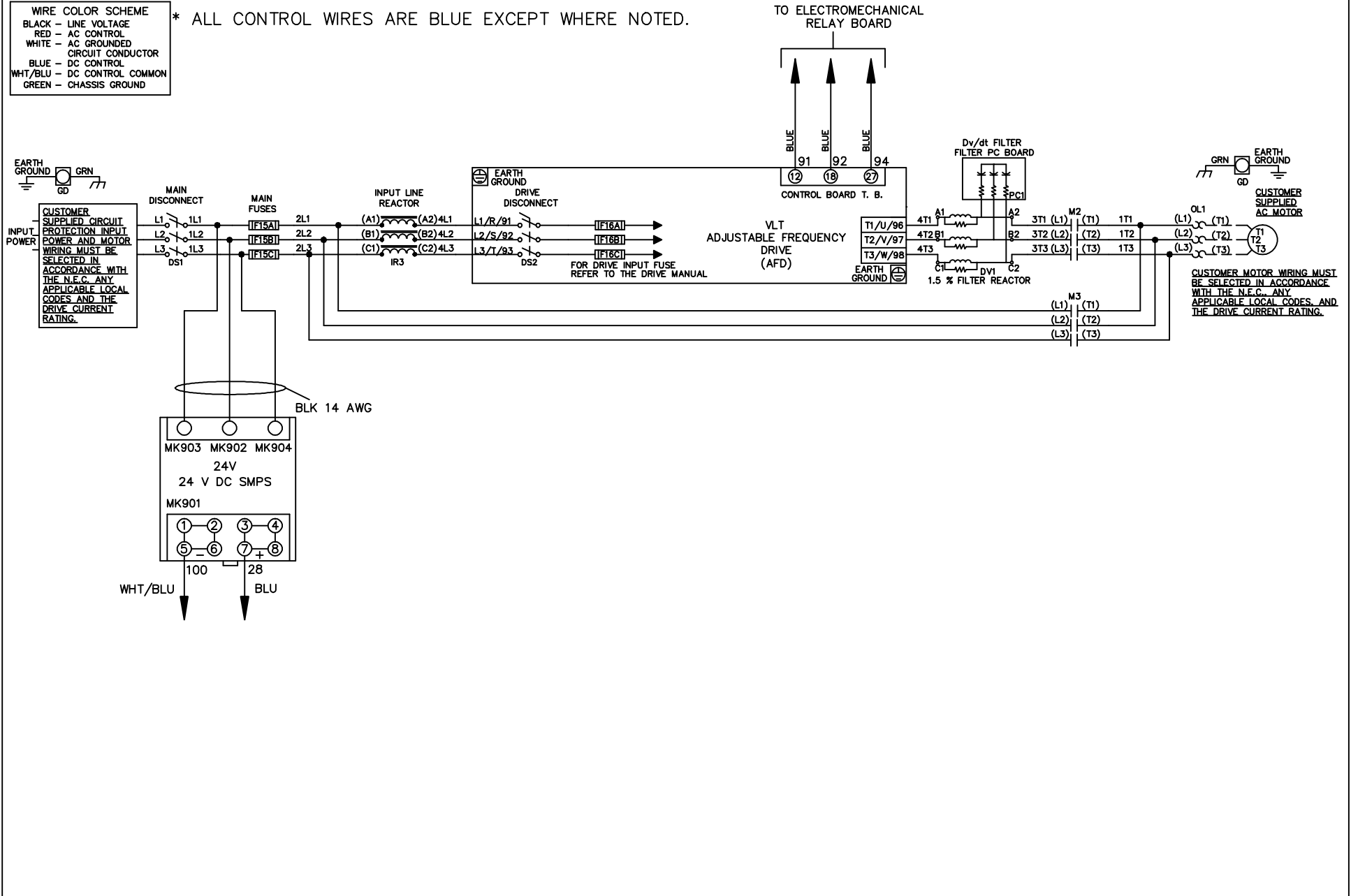


WIRE COLOR SCHEME
 BLACK - LINE VOLTAGE
 RED - AC CONTROL
 WHITE - AC GROUNDED
 CIRCUIT CONDUCTOR
 BLUE - DC CONTROL
 WHT/BLU - DC CONTROL COMMON
 GREEN - CHASSIS GROUND

* ALL CONTROL WIRES ARE BLUE EXCEPT WHERE NOTED.

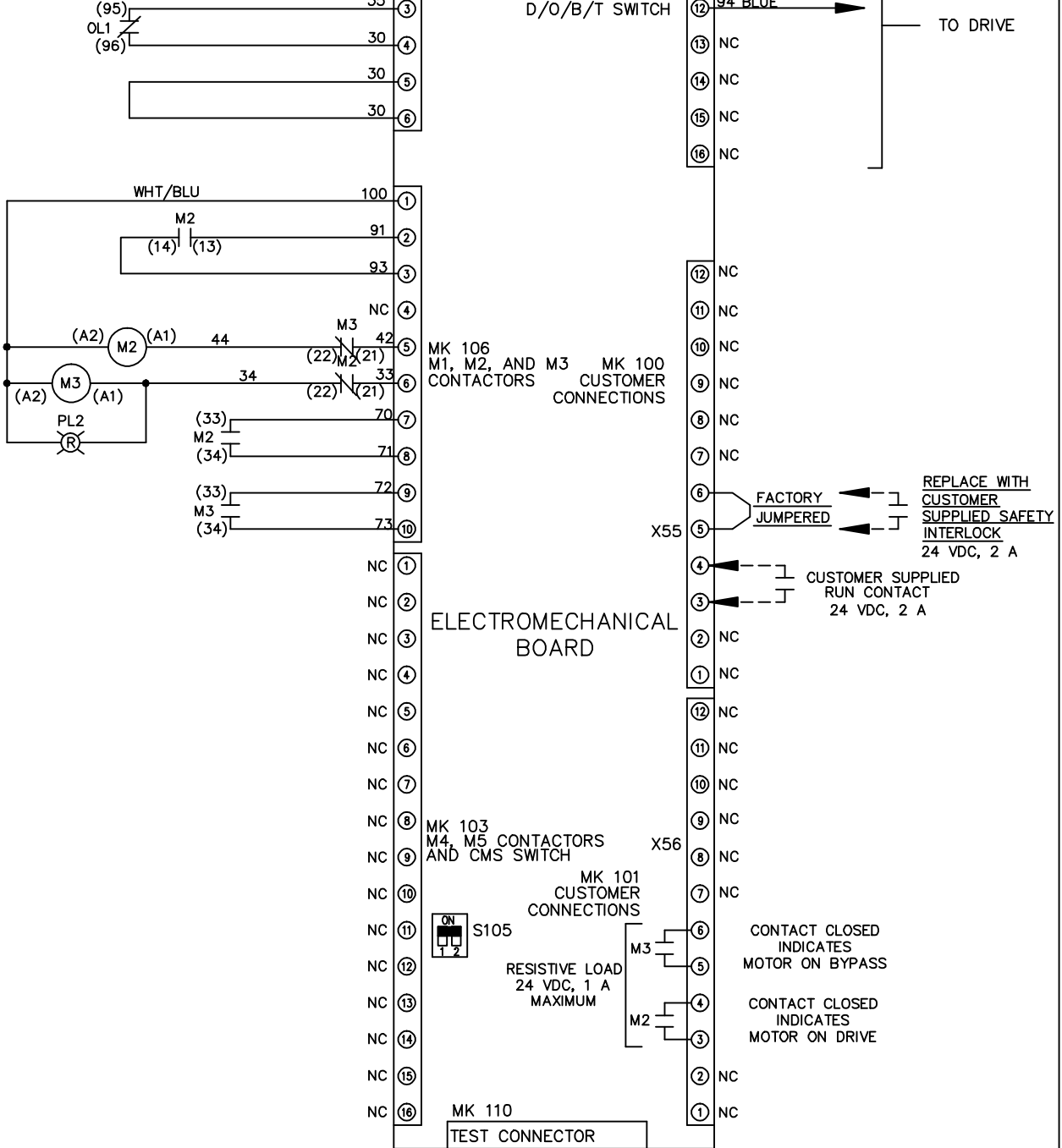


			-NOTICE-		DRN JNW 2/14/07		NAME 208-600VOLT, 2C, MAIN & DRIVE DISC , MAIN FUSE, EMB1, FRAME A5-B1 , REACTOR & DVDT, SINGLE MTR		THE TRANE COMPANY A DIVISION OF AMERICAN STANDARD INC.	
A	SP08061	10/08	THIS DRAWING IS PROPRIETARY AND SHALL NOT BE COPIED OR ITS CONTENTS DISCLOSED TO OUTSIDE PARTIES WITHOUT THE WRITTEN CONSENT OF THE TRANE COMPANY			APR	MODEL	PAGE 1 OF 2	SIZE A	DWG NO. 174U5089
REV	ECN	DATE								

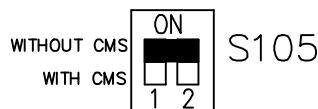
REV	ECN	DATE	THIS DRAWING IS PROPRIETARY AND SHALL NOT BE COPIED OR ITS CONTENTS DISCLOSED TO OUTSIDE PARTIES WITHOUT THE WRITTEN CONSENT OF THE TRANE COMPANY	
A	SP08066	10/08	DRN	JNW
			APR	2/14/07
			MODEL	NAME 208-600VOLT, 2C, MAIN&DRIVE DISC, MAIN FUSE, EMB1, FRAME A5-B1, REACTOR & DVDI, SINGLE MTR
			PAGE 2 OF 2	SIZE A
			DWG NO.	174U5089
			THE TRANE COMPANY A DIVISION OF AMERICAN STANDARD INC.	

CONTACT SEQUENCE CHART FOR S1
X INDICATES CONTACT CLOSED

POSITION	DRIVE	OFF	BYPASS
13-14			X
23-24	X		



FACTORY SETTING



CUSTOMER CONNECTIONS X55, X56
 CLASS 2 POWER SOURCE
 REQUIRED FOR FIELD CONNECTION
 USE CLASS 1 CONDUCTORS
 CONDUCTOR SIZE 28-14 AWG