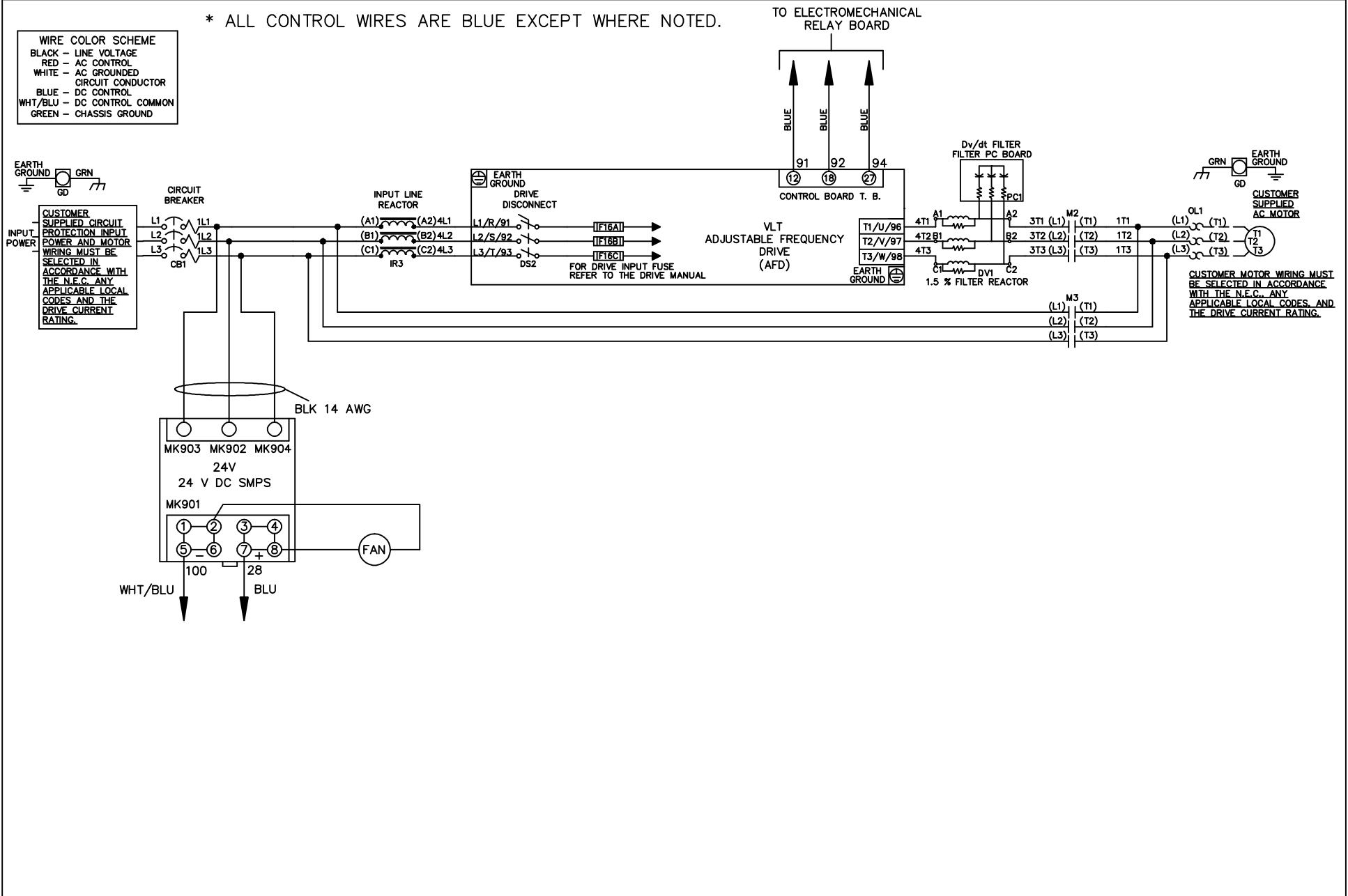


* ALL CONTROL WIRES ARE BLUE EXCEPT WHERE NOTED.

WIRE COLOR SCHEME	
BLACK	- LINE VOLTAGE
RED	- AC CONTROL
WHITE	- AC GROUNDED CIRCUIT CONDUCTOR
BLUE	- DC CONTROL
WHT/BLU	- DC CONTROL COMMON
GREEN	- CHASSIS GROUND

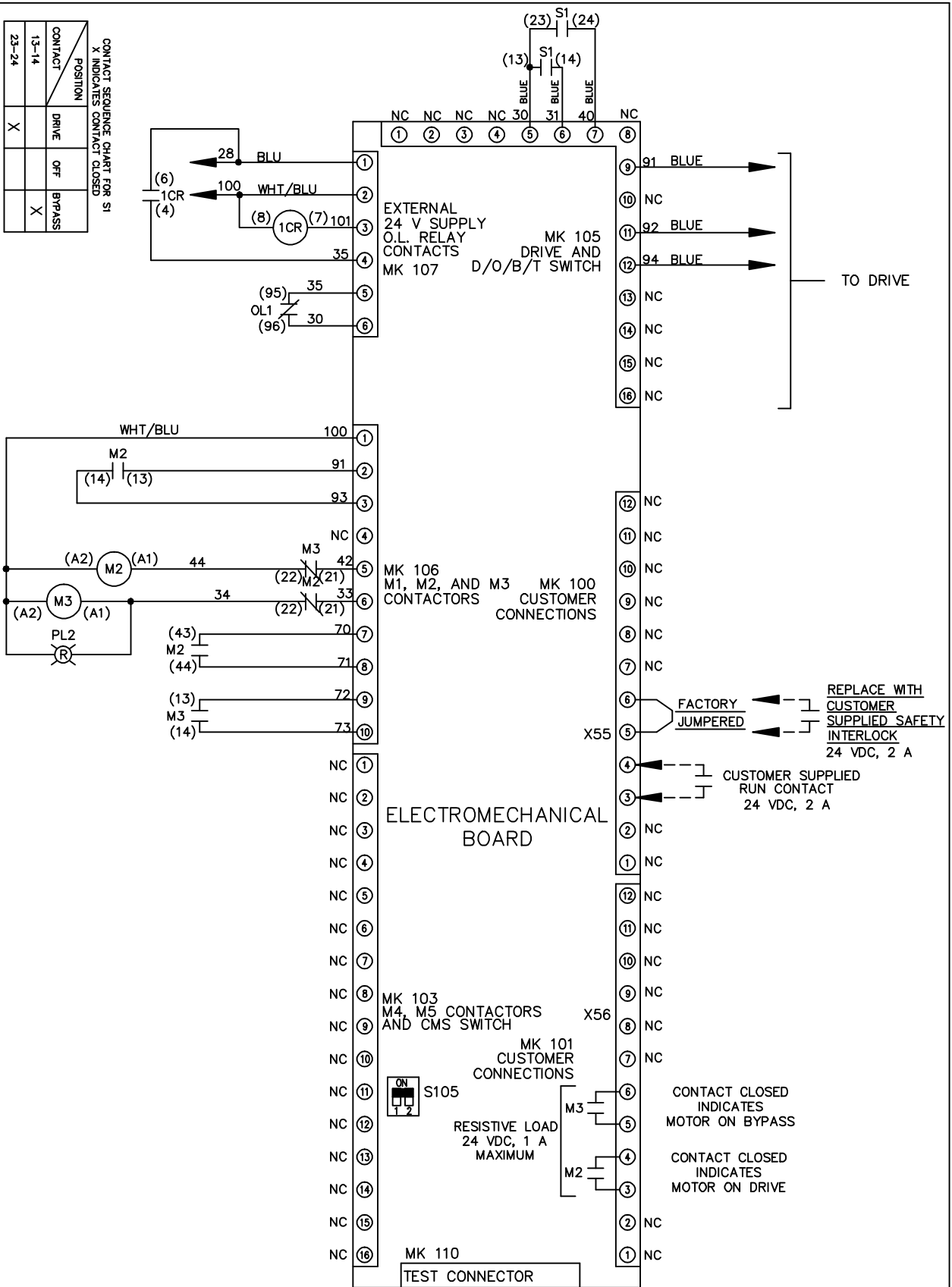


			-NOTICE-		DRN JNW 2/14/07		NAME 208-600VOLT, 2C, CB & DRIVE DISC , DRIVE FUSE, EMB1, FRAME C1N12 , REACTOR & DVDT, SINGLE MTR		THE TRANE COMPANY A DIVISION OF AMERICAN STANDARD INC.		
A	SP08061	10/08	THIS DRAWING IS PROPRIETARY AND SHALL NOT BE COPIED OR ITS CONTENTS DISCLOSED TO OUTSIDE PARTIES WITHOUT THE WRITTEN CONSENT OF THE TRANE COMPANY			APR	MODEL	PAGE 1 OF 2	SIZE A	DWG NO.	174U5185
REV	ECN	DATE									

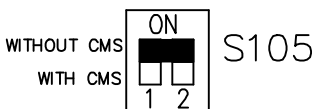
REV	ECN	DATE	<p>—NOTICE—</p> <p>THIS DRAWING IS PROPRIETARY AND SHALL NOT BE COPIED OR ITS CONTENTS DISCLOSED TO OUTSIDE PARTIES WITHOUT THE WRITTEN CONSENT OF THE TRANE COMPANY</p>		DRN	JNW	2/14/07	APR	NAME	208-600VOLT, 2C, CB & DRIVE DISC	THE TRANE COMPANY	
A	SP08066	10/08							, DRIVE FUSE, EMB1, FRAME C1N12, REACTOR & DVD1, SINGLE MTR	A DIVISION OF AMERICAN STANDARD INC.		
					MODEL		PAGE	2 OF 2	SIZE	A	DWG NO.	174U5185

CONTACT SEQUENCE CHART FOR S1
X INDICATES CONTACT CLOSED

POSITION	DRIVE	OFF	BYPASS
13-14			X
23-24	X		



FACTORY SETTING



CUSTOMER CONNECTIONS X55, X56
CLASS 2 POWER SOURCE
REQUIRED FOR FIELD CONNECTION
USE CLASS 1 CONDUCTORS
CONDUCTOR SIZE 28-14 AWG