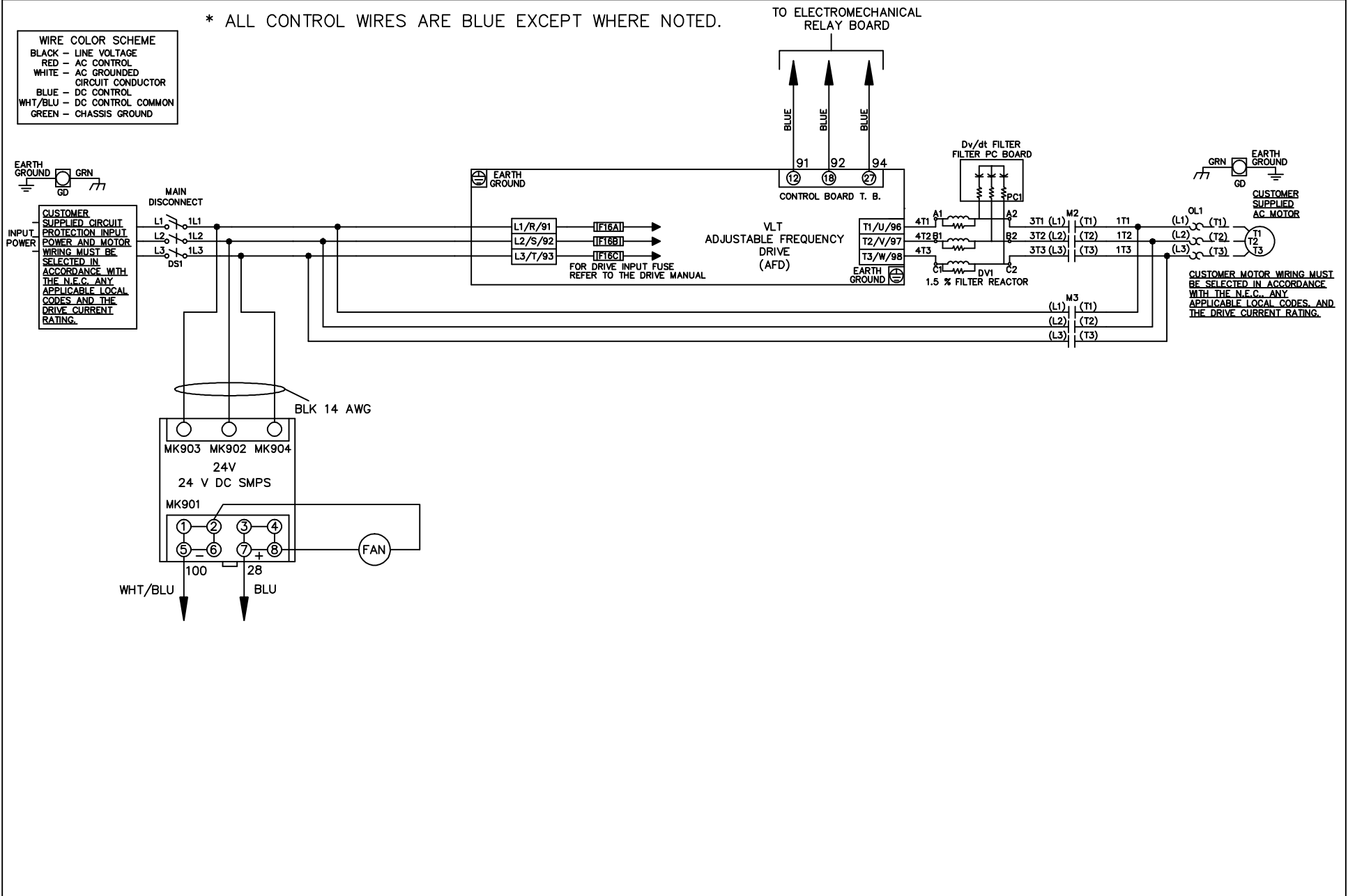


* ALL CONTROL WIRES ARE BLUE EXCEPT WHERE NOTED.

| WIRE COLOR SCHEME | |
|-------------------|---------------------------------|
| BLACK | - LINE VOLTAGE |
| RED | - AC CONTROL |
| WHITE | - AC GROUNDED CIRCUIT CONDUCTOR |
| BLUE | - DC CONTROL |
| WHT/BLU | - DC CONTROL COMMON |
| GREEN | - CHASSIS GROUND |

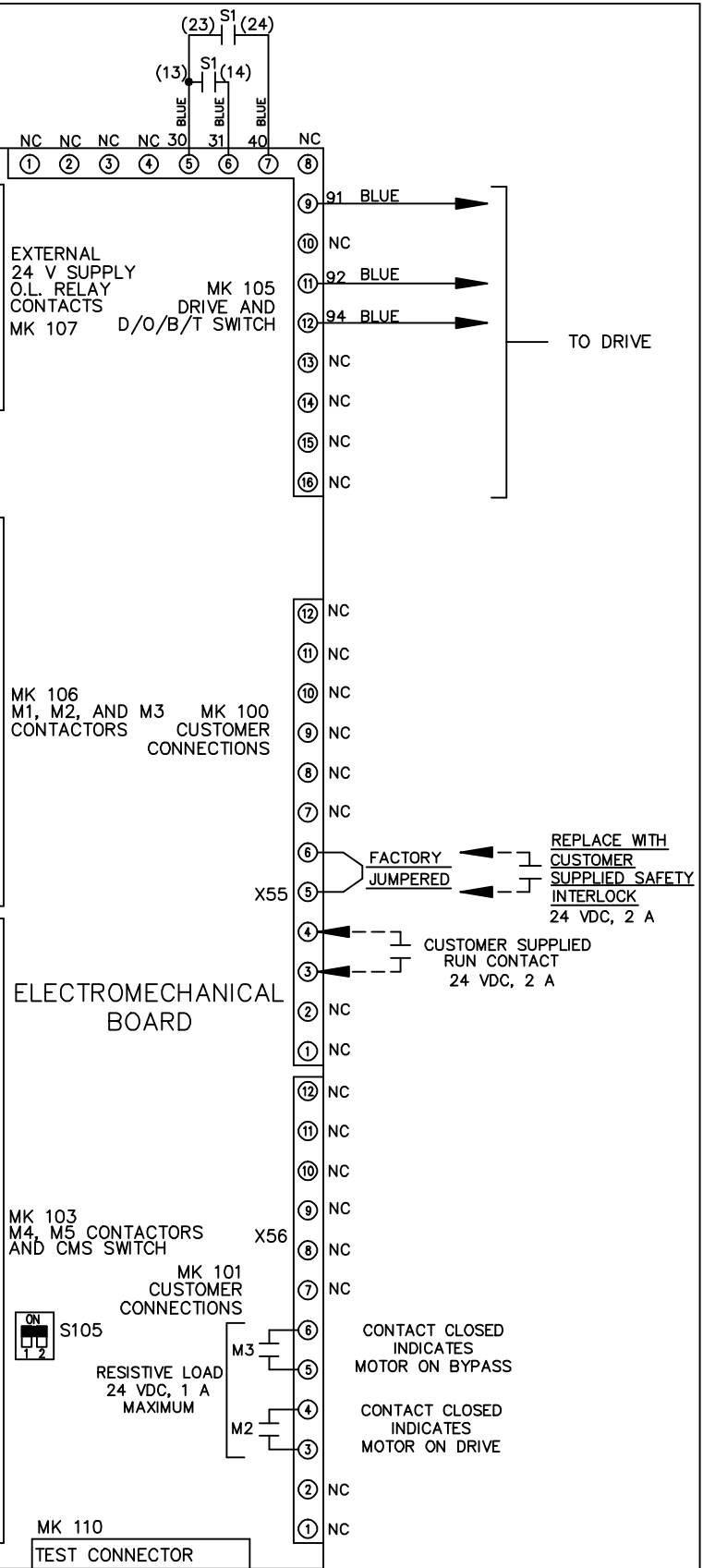
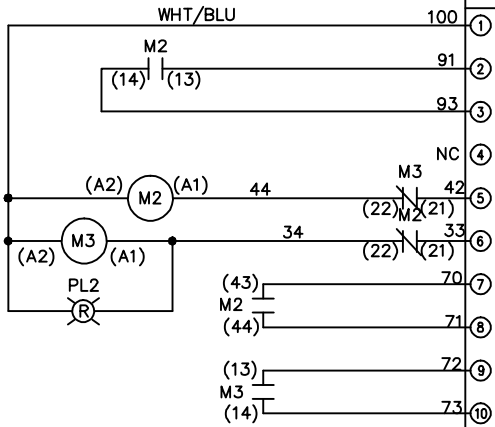


| | | | | | | | |
|----------|---------|-------|--------------------|--|-------------|--|------------------|
| -NOTICE- | | | DRN JNW 2/14/07 | NAME 208-600VOLT, 2C, MAIN DISC , DRIVE FUSE, EMB1, FRAME C1N12 , DVDT, SINGLE MTR | | THE TRANE COMPANY A DIVISION OF AMERICAN STANDARD INC. | |
| A | SP08061 | 10/08 | APR | MODEL | PAGE 1 OF 2 | SIZE A | DWG NO. 174U5209 |
| REV | ECN | DATE | | | | | |

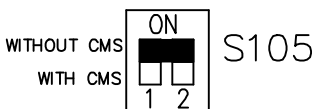
| | | | | | | | | | | | | | | | | | | |
|-----|---------|-------|--|--|--|-----|-----|---------|-----|--|--|--|-------|-------------|--------|---------|----------|--|
| REV | ECN | DATE | <p>—NOTICE—</p> <p>THIS DRAWING IS PROPRIETARY AND SHALL NOT BE COPIED OR ITS CONTENTS DISCLOSED TO OUTSIDE PARTIES WITHOUT THE WRITTEN CONSENT OF THE TRANE COMPANY</p> | | | DRN | JNW | 2/14/07 | APR | NAME 208-600VOLT, 2C, MAIN DISC , DRIVE FUSE, EMB1, FRAME C1N12 , DVD1, SINGLE MTR | | | MODEL | PAGE 2 OF 2 | SIZE A | DWG NO. | 174U5209 | THE TRANE COMPANY A DIVISION OF AMERICAN STANDARD INC. |
| A | SP08066 | 10/08 | | | | | | | | | | | | | | | | |
| | | | | | | | | | | | | | | | | | | |

CONTACT SEQUENCE CHART FOR S1
X INDICATES CONTACT CLOSED

| POSITION | DRIVE | OFF | BYPASS |
|----------|-------|-----|--------|
| 13-14 | | | X |
| 23-24 | X | | |



FACTORY SETTING



CUSTOMER CONNECTIONS X55, X56
CLASS 2 POWER SOURCE
REQUIRED FOR FIELD CONNECTION
USE CLASS 1 CONDUCTORS
CONDUCTOR SIZE 28-14 AWG