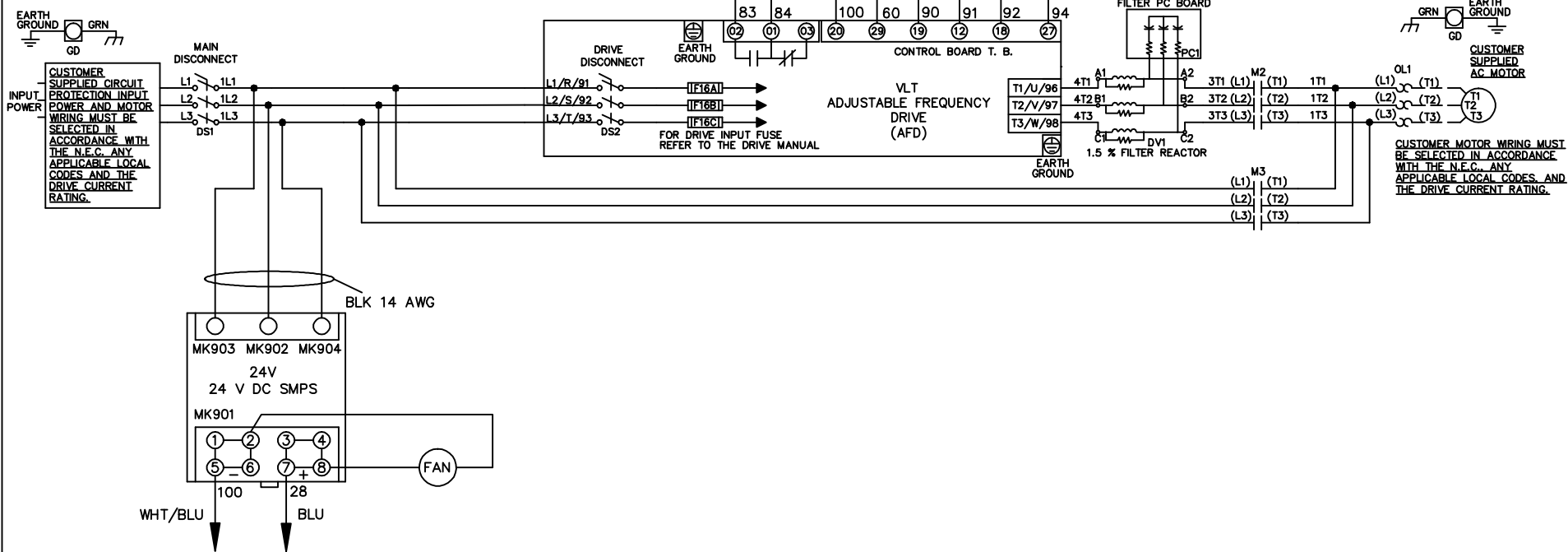


**WIRE COLOR SCHEME**  
 BLACK - LINE VOLTAGE  
 RED - AC CONTROL  
 WHITE - AC GROUNDED  
 CIRCUIT CONDUCTOR  
 BLUE - DC CONTROL  
 WHT/BLU - DC CONTROL COMMON  
 GREEN - CHASSIS GROUND

\* ALL CONTROL WIRES ARE BLUE EXCEPT WHERE NOTED. TO ELECTROMECHANICAL RELAY BOARD



REV	ECN	DATE
A	SP08061	10/08

-NOTICE-  
 THIS DRAWING IS PROPRIETARY AND SHALL NOT BE COPIED OR ITS CONTENTS DISCLOSED TO OUTSIDE PARTIES WITHOUT THE WRITTEN CONSENT OF THE TRANE COMPANY

DRN JNW  
 2/14/07  
 APR

NAME 208-600VOLT, 2C, MAIN&DRIVE DISC  
 ,DRIVE FUSE, EMB2, FRAME C1N12  
 ,DVDT, SINGLE MTR

THE TRANE COMPANY  
 A DIVISION OF  
 AMERICAN STANDARD INC.  
 MODEL \_\_\_\_\_ PAGE 1 OF 2 SIZE A DWG NO. 174U5236

REV	ECN	DATE
A	SP08066	10/08

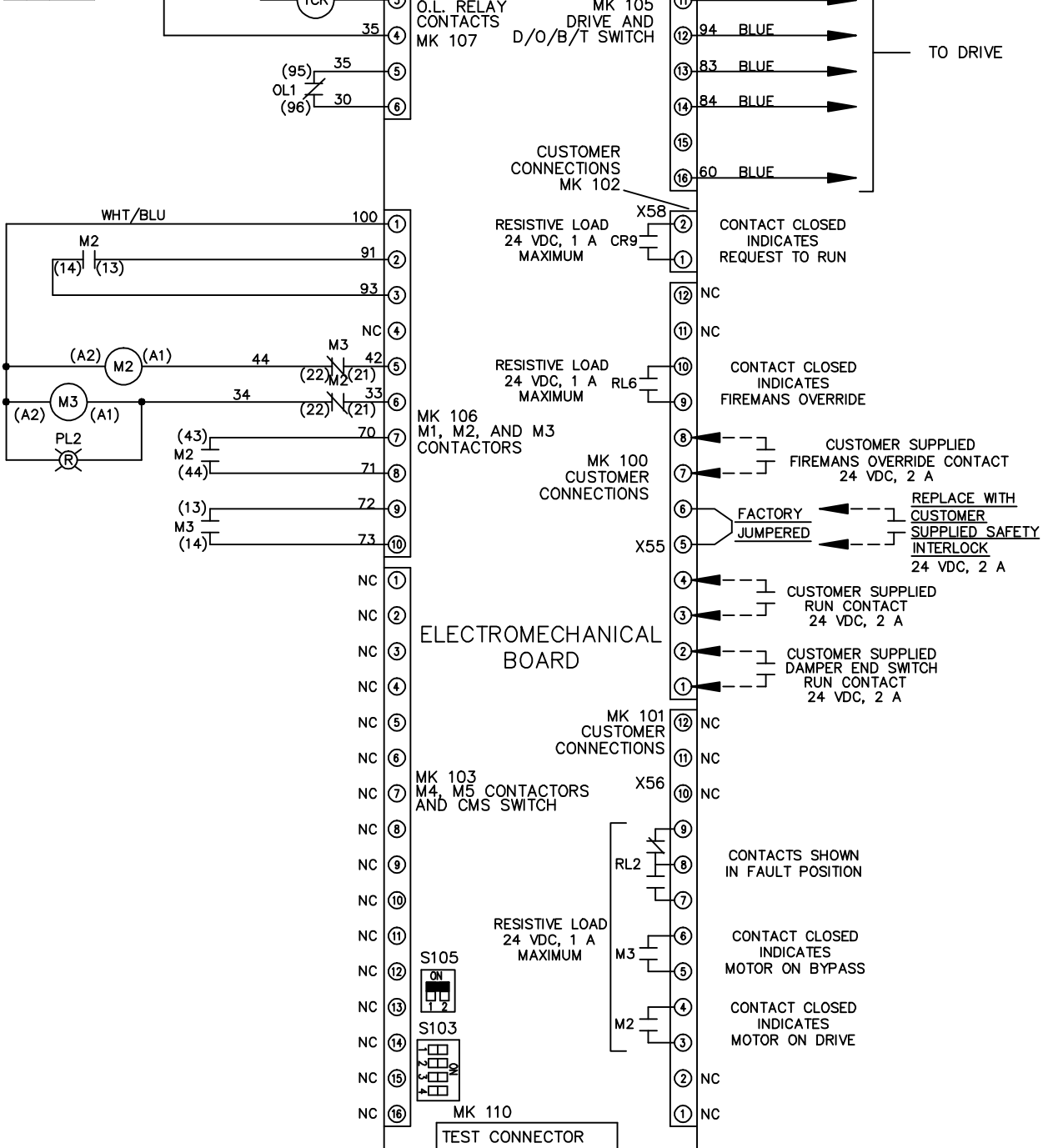
CONTACT SEQUENCE CHART FOR S1 X INDICATES CONTACT CLOSED	
POSITION	
CONTACT	
13-14	DRIVE
23-24	OFF BYPASS
	X

THIS DRAWING IS PROPRIETARY AND SHALL NOT BE COPIED OR ITS CONTENTS DISCLOSED TO OUTSIDE PARTIES WITHOUT THE WRITTEN CONSENT OF THE TRANE COMPANY

DRN JNW  
2/14/07  
APR


NAME 208-600VOLT, 2C, MAIN&DRIVE DISC  
, DRIVE FUSE, EMB2, FRAME C1N12  
, DVD1, SINGLE MTR

THE TRANE COMPANY  
A DIVISION OF  
AMERICAN STANDARD INC.

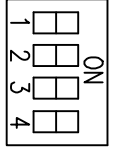


CUSTOMER CONNECTIONS X55, X56, X58  
CLASS 2 POWER SOURCE  
REQUIRED FOR FIELD CONNECTION  
USE CLASS 1 CONDUCTORS  
CONDUCTOR SIZE 28-14 AWG

FACTORY SETTING



S103



CUSTOMER SETTING

ONLY # 1 ON 30 SECONDS

ONLY # 2 ON 60 SEC.

ONLY # 3 ON 300 SEC

ALL ON 15 SEC.

ALL OFF NO AUTO BYPASS (FACTORY DEFAULT)