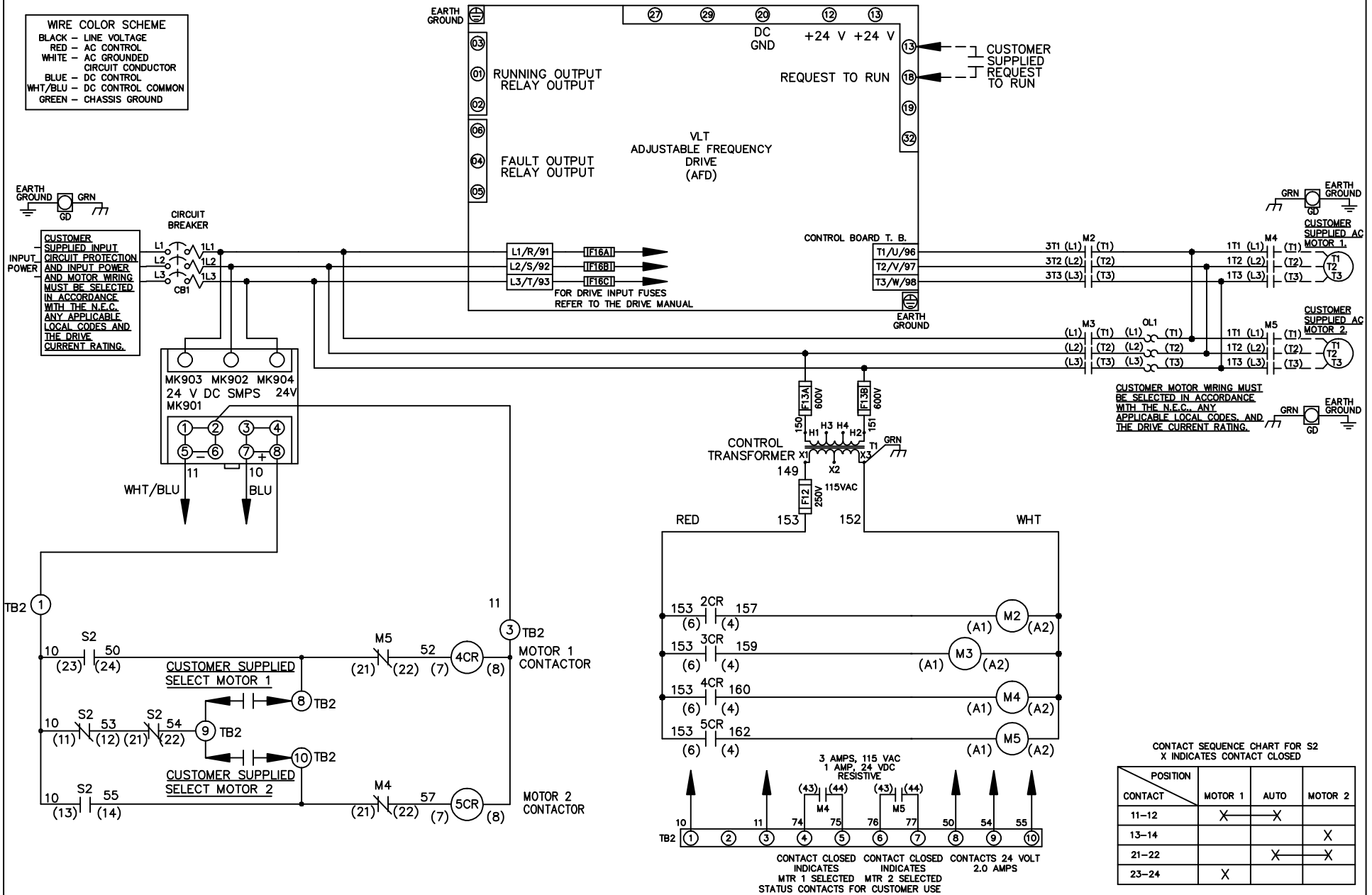
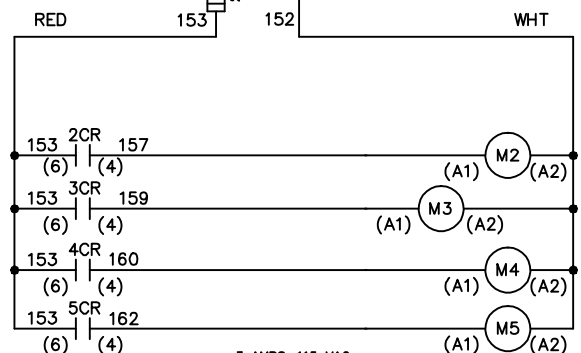


**WIRE COLOR SCHEME**  
 BLACK - LINE VOLTAGE  
 RED - AC CONTROL  
 WHITE - AC GROUNDED  
 CIRCUIT CONDUCTOR  
 BLUE - DC CONTROL  
 WHT/BLU - DC CONTROL COMMON  
 GREEN - CHASSIS GROUND



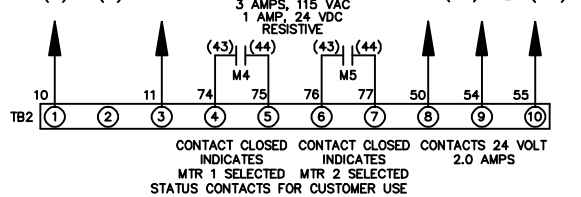
**CUSTOMER SUPPLIED INPUT**  
 CIRCUIT PROTECTION  
 AND INPUT POWER  
 AND MOTOR WIRING  
 MUST BE SELECTED  
 IN ACCORDANCE  
 WITH THE N.E.C.  
 ANY APPLICABLE  
 LOCAL CODES AND  
 THE DRIVE  
 CURRENT RATING.

**CUSTOMER MOTOR WIRING MUST**  
 BE SELECTED IN ACCORDANCE  
 WITH THE N.E.C. ANY  
 APPLICABLE LOCAL CODES, AND  
 THE DRIVE CURRENT RATING.



**CONTACT SEQUENCE CHART FOR S2**  
 X INDICATES CONTACT CLOSED

POSITION	MOTOR 1	AUTO	MOTOR 2
11-12	X	X	
13-14			X
21-22		X	X
23-24	X		



			-NOTICE-		DRN JNW 2/14/07		NAME 208 VOLT, 2C, CB ,DRIVE FUSE, ECB, FRAME C2N1_ ,NO REACTOR & DVDT, CMS		THE TRANE COMPANY A DIVISION OF AMERICAN STANDARD INC.	
A	SP08061	10/08	THIS DRAWING IS PROPRIETARY AND SHALL NOT BE COPIED OR ITS CONTENTS DISCLOSED TO OUTSIDE PARTIES WITHOUT THE WRITTEN CONSENT OF THE TRANE COMPANY			APR	MODEL	PAGE 1 OF 2	SIZE A	DWG NO. 174U5409
REV	ECN	DATE								

REV	ECN	DATE
A	SP08066	10/08

-NOTICE-  
THIS DRAWING IS PROPRIETARY AND SHALL NOT BE COPIED OR ITS CONTENTS DISCLOSED TO OUTSIDE PARTIES WITHOUT THE WRITTEN CONSENT OF THE TRANE COMPANY

DRN JUNW  
2/14/07  
APR

MODEL NAME 208 VOLT, 2C, CB  
, DRIVE FUSE, ECB, FRAME C2N1  
, NO REACTOR & DVDI, CMS

PAGE 2 OF 2

SIZE A

DWG NO. 174U5409  
THE TRANE COMPANY  
A DIVISION OF  
AMERICAN STANDARD INC.

CUSTOMER CONNECTIONS X56, X57, X59  
CLASS 2 POWER SOURCE  
REQUIRED FOR FIELD CONNECTION  
USE CLASS 1 CONDUCTORS  
CONDUCTOR SIZE 28-14 AWG

