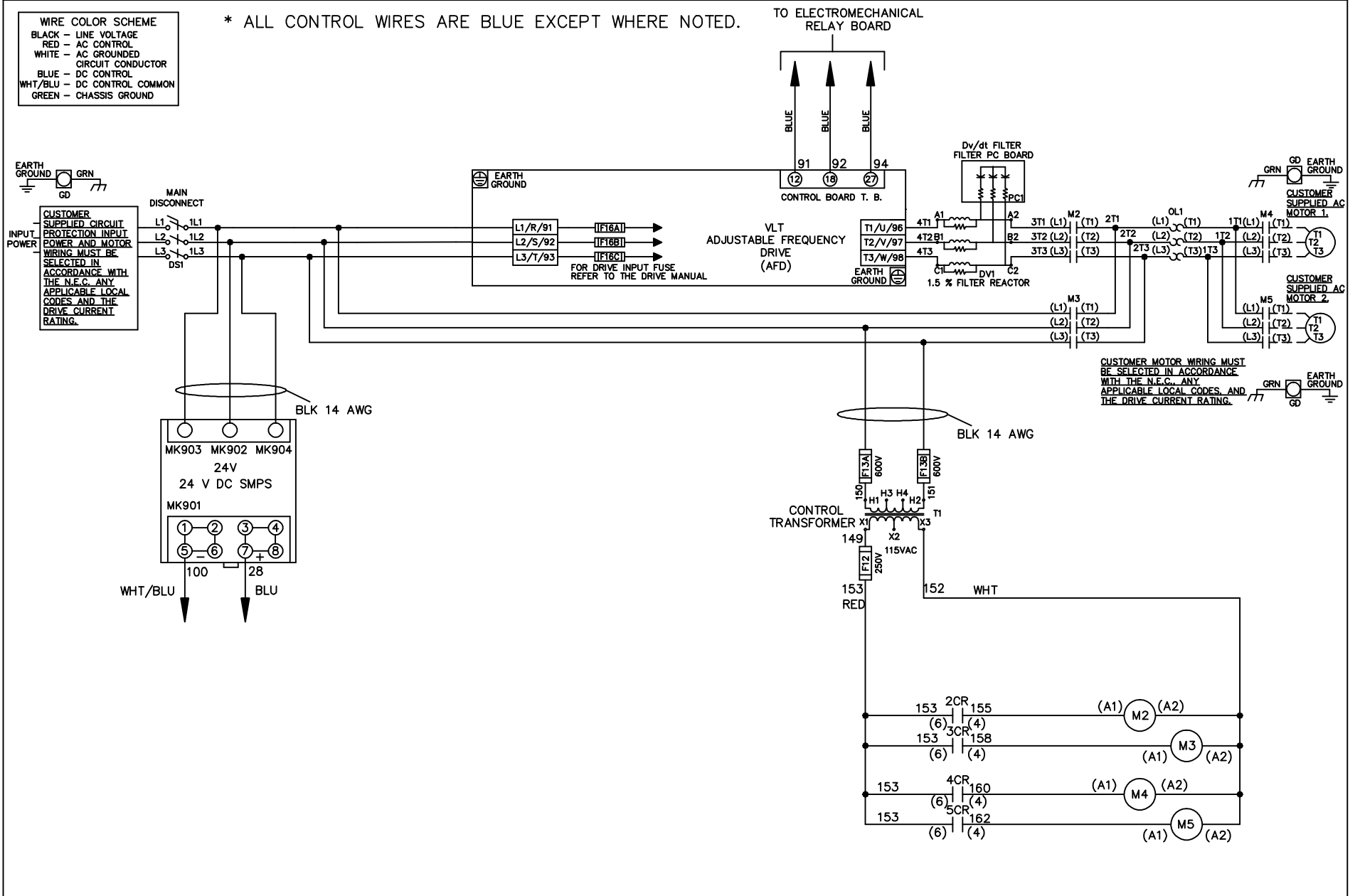


| WIRE COLOR SCHEME | |
|-------------------|---------------------|
| BLACK | - LINE VOLTAGE |
| RED | - AC CONTROL |
| WHITE | - AC GROUNDED |
| | - CIRCUIT CONDUCTOR |
| BLUE | - DC CONTROL |
| WHT/BLU | - DC CONTROL COMMON |
| GREEN | - CHASSIS GROUND |

* ALL CONTROL WIRES ARE BLUE EXCEPT WHERE NOTED.



-NOTICE-

THIS DRAWING IS PROPRIETARY AND SHALL NOT BE COPIED OR ITS CONTENTS DISCLOSED TO OUTSIDE PARTIES WITHOUT THE WRITTEN CONSENT OF THE TRANE COMPANY

DRN JNW
2/14/07

APR

NAME208 VOLT,2C,MAIN DISC
,DRIVE FUSE,EMB1,FRAME C2N1_
,DVDT,CMS

MODEL

PAGE 1 OF 2

SIZE A

DWG NO.

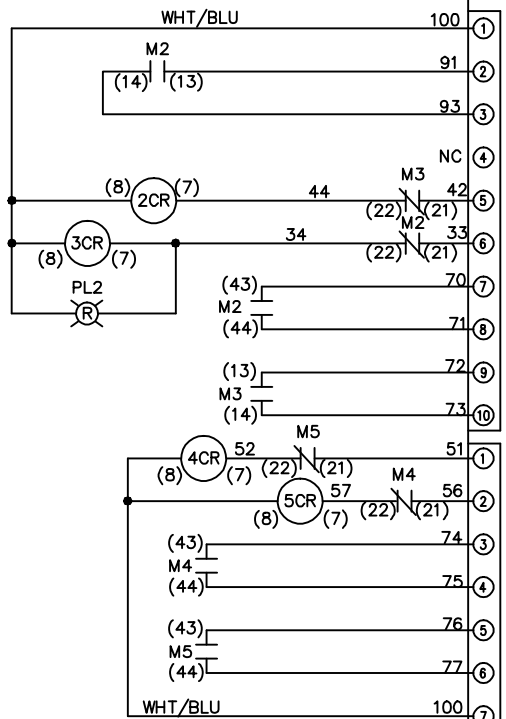
THE TRANE COMPANY
A DIVISION OF
AMERICAN STANDARD INC.

174U5579

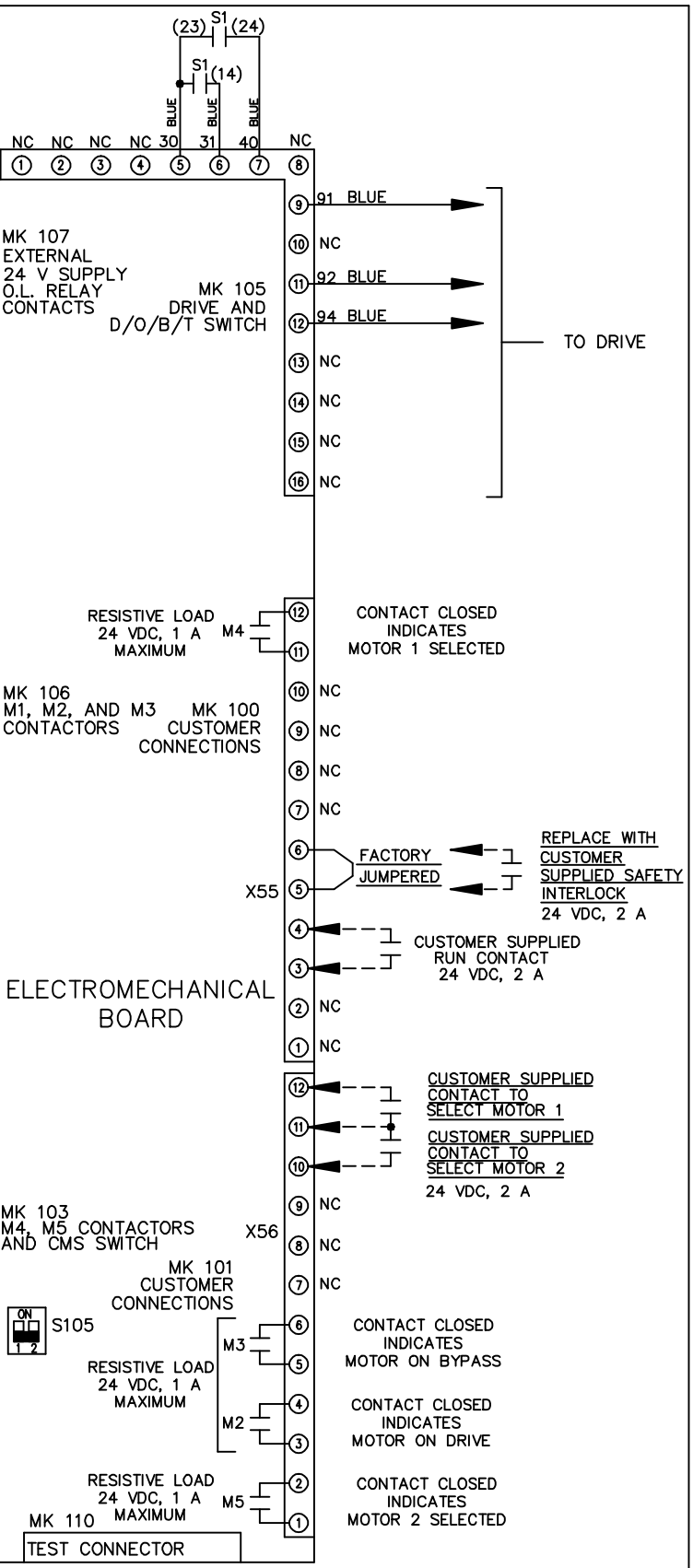
| | | |
|-----|---------|-------|
| A | SP08061 | 10/08 |
| REV | ECN | DATE |

| | | |
|-----|---------|-------|
| REV | ECN | DATE |
| A | SP08066 | 10/08 |

| CONTACT SEQUENCE CHART FOR S1 | | X INDICATES CONTACT CLOSED | |
|-------------------------------|---------|----------------------------|------------|
| POSITION | CONTACT | DRIVE | OFF BYPASS |
| 13-14 | | | X |
| 23-24 | | X | |



| CONTACT SEQUENCE CHART FOR S2 | | X INDICATES CONTACT CLOSED | |
|-------------------------------|---------|----------------------------|---------|
| POSITION | CONTACT | MOTOR 1 | MOTOR 2 |
| 11-12 | | X | |
| 13-14 | | | X |
| 21-22 | | X | |
| 23-24 | | | X |



-NOTICE-

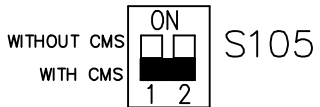
THIS DRAWING IS PROPRIETARY AND SHALL NOT BE COPIED OR ITS CONTENTS DISCLOSED TO OUTSIDE PARTIES WITHOUT THE WRITTEN CONSENT OF THE TRANE COMPANY

DRN JNW
2/14/07
APR

NAME 208 VOLT, 2C, MAIN DISC
, DRIVE FUSE, EMB1, FRAME C2N1
, DVD1, CMS

MODEL
PAGE 2 OF 2
SIZE A
DWG NO. 174U5579

FACTORY SETTING



CUSTOMER CONNECTIONS X55, X56
CLASS 2 POWER SOURCE
REQUIRED FOR FIELD CONNECTION
USE CLASS 1 CONDUCTORS
CONDUCTOR SIZE 28-14 AWG