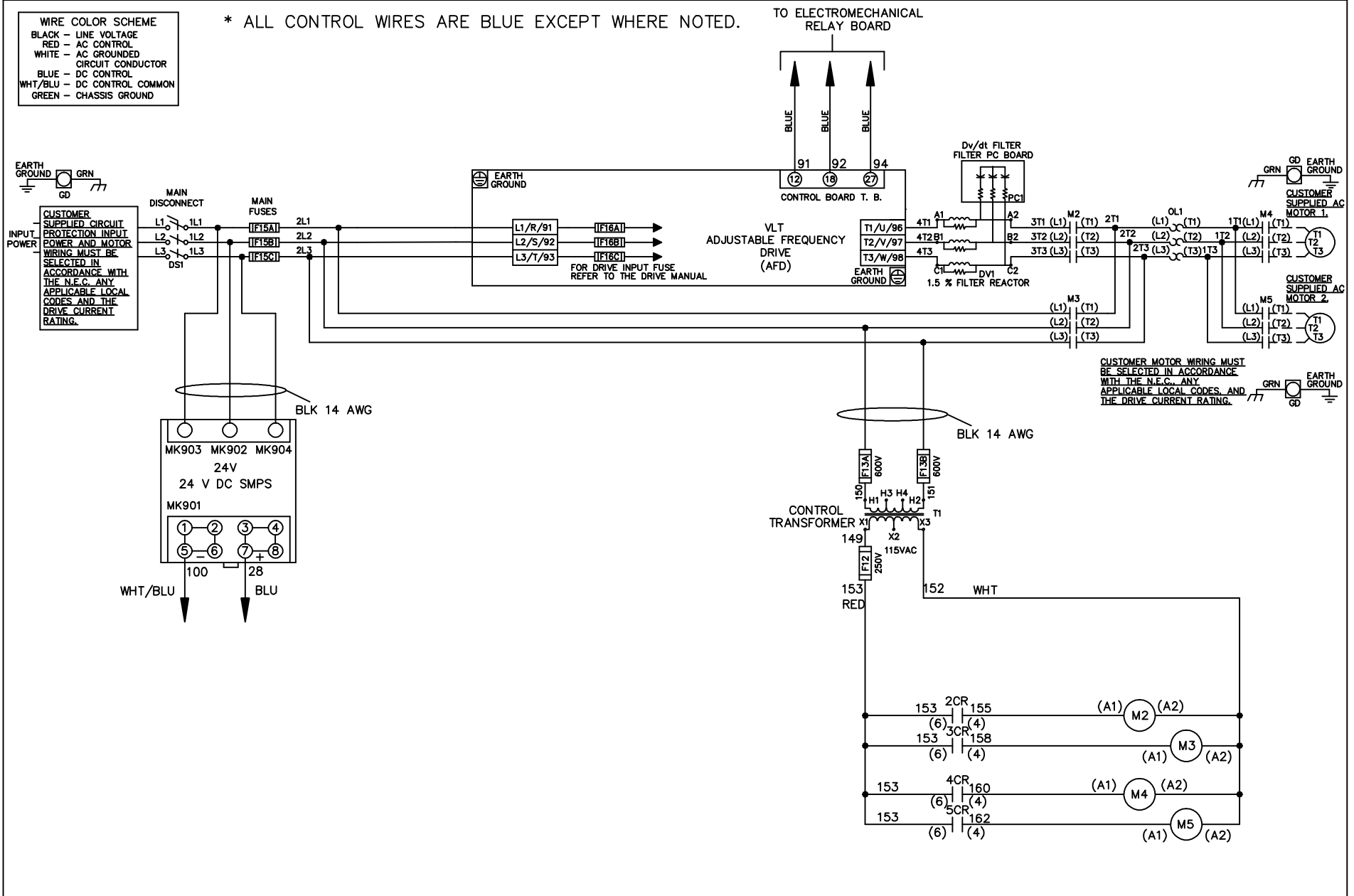


WIRE COLOR SCHEME	
BLACK	- LINE VOLTAGE
RED	- AC CONTROL
WHITE	- AC GROUNDED
	- CIRCUIT CONDUCTOR
BLUE	- DC CONTROL
WHT/BLU	- DC CONTROL COMMON
GREEN	- CHASSIS GROUND

\* ALL CONTROL WIRES ARE BLUE EXCEPT WHERE NOTED.



-NOTICE-

THIS DRAWING IS PROPRIETARY AND SHALL NOT BE COPIED OR ITS CONTENTS DISCLOSED TO OUTSIDE PARTIES WITHOUT THE WRITTEN CONSENT OF THE TRANE COMPANY

DRN JNW  
2/14/07  
APR

NAME208 VOLT,2C,MAIN DISC  
,MAIN FUSE,EMB1,FRAME C2N1\_  
,DVDT,CMS

THE TRANE COMPANY  
A DIVISION OF  
AMERICAN STANDARD INC.

A	SP08061	10/08
REV	ECN	DATE

MODEL

PAGE 1 OF 2

SIZE A

DWG NO.

174U5582

REV	ECN	DATE
A	SP08066	10/08

CONTACT SEQUENCE CHART FOR S1 X INDICATES CONTACT CLOSED		
POSITION	DRIVE	OFF BYPASS
13-14		X
23-24	X	

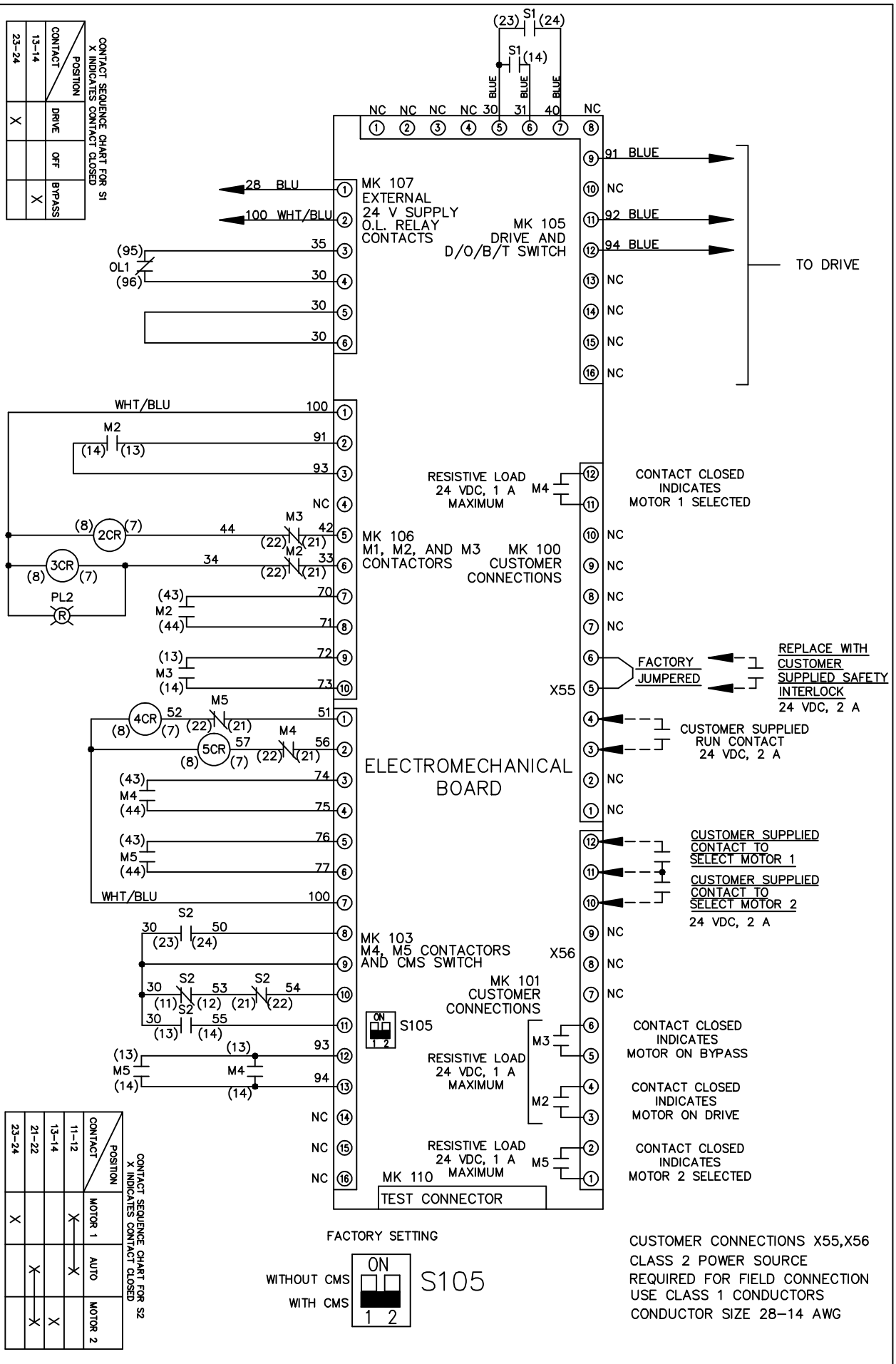
THIS DRAWING IS PROPRIETARY AND SHALL NOT BE COPIED OR ITS CONTENTS DISCLOSED TO OUTSIDE PARTIES WITHOUT THE WRITTEN CONSENT OF THE TRANE COMPANY

DRN JNW  
2/14/07  
APR

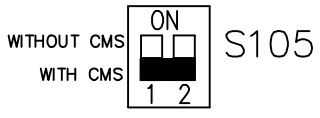
NAME 208 VOLT, 2C, MAIN DISC  
, MAIN FUSE, EMB1, FRAME C2N1  
, DVD1, CMS

MODEL  
PAGE 2 OF 2  
SIZE A  
DWG NO. 174U5582

CONTACT SEQUENCE CHART FOR S2 X INDICATES CONTACT CLOSED		
POSITION	MOTOR 1	MOTOR 2
11-12	X	
13-14		X
21-22	X	
23-24		X



FACTORY SETTING



CUSTOMER CONNECTIONS X55, X56  
CLASS 2 POWER SOURCE  
REQUIRED FOR FIELD CONNECTION  
USE CLASS 1 CONDUCTORS  
CONDUCTOR SIZE 28-14 AWG

-NOTICE-

THE TRANE COMPANY  
A DIVISION OF  
AMERICAN STANDARD INC.