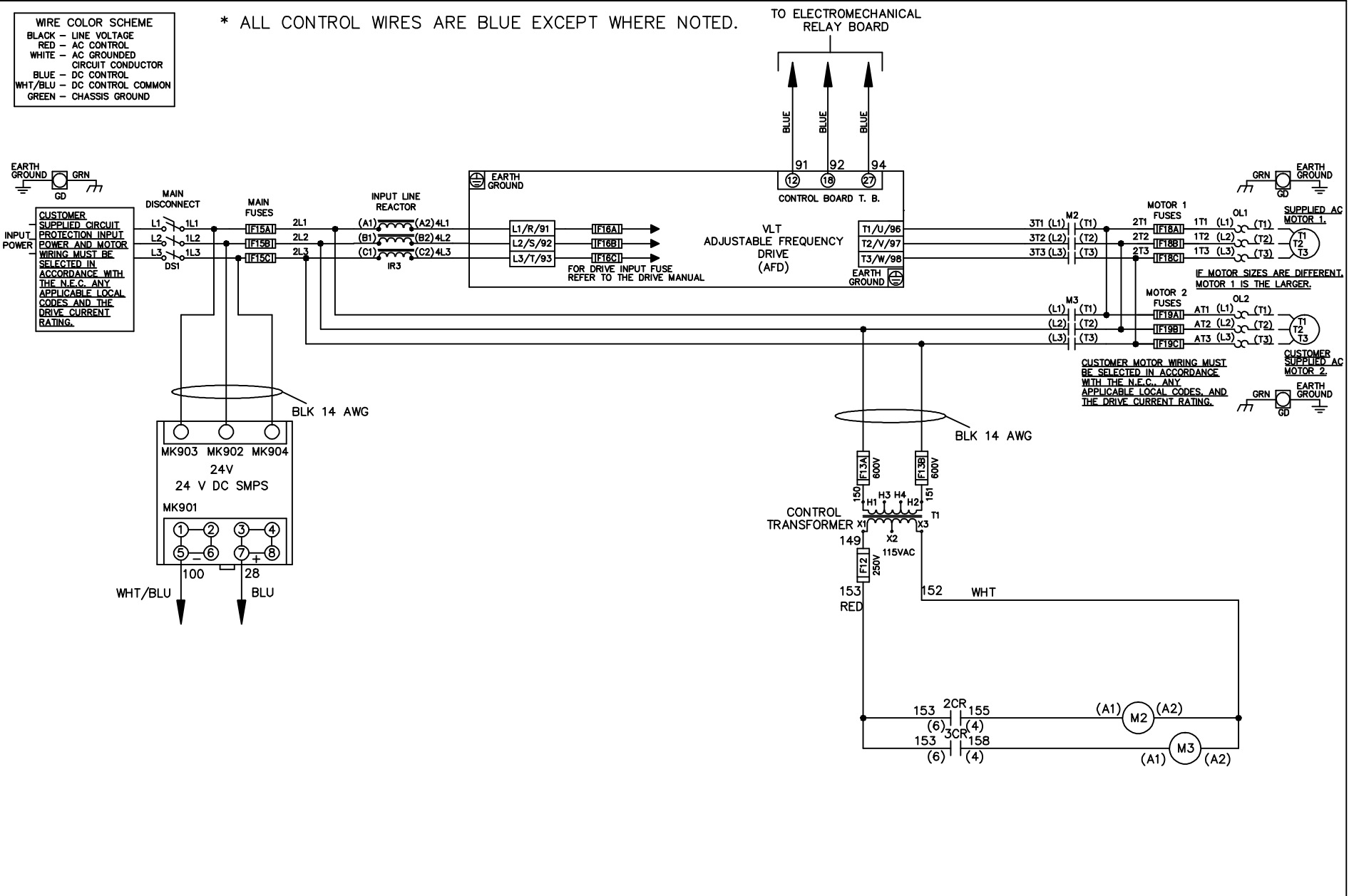


WIRE COLOR SCHEME

- BLACK - LINE VOLTAGE
- RED - AC CONTROL
- WHITE - AC GROUNDED
- BLUE - DC CONTROL
- WHT/BLU - DC CONTROL COMMON
- GREEN - CHASSIS GROUND

* ALL CONTROL WIRES ARE BLUE EXCEPT WHERE NOTED.



| | | | | | | | | | | | |
|-----|---------|-------|--|--|--------------------|-----|---|-------------|--|---------|----------|
| | | | -NOTICE- | | DRN JNW 2/14/07 | | NAME208 VOLT,2C,MAIN DISC ,MAIN FUSE,EMB1,FRAME C2N1_ ,REACTOR,DUAL MTR | | THE TRANE COMPANY A DIVISION OF AMERICAN STANDARD INC. | | |
| A | SP08061 | 10/08 | THIS DRAWING IS PROPRIETARY AND SHALL NOT BE COPIED OR ITS CONTENTS DISCLOSED TO OUTSIDE PARTIES WITHOUT THE WRITTEN CONSENT OF THE TRANE COMPANY | | | APR | MODEL | PAGE 1 OF 2 | SIZE A | DWG NO. | 174U5599 |
| REV | ECN | DATE | | | | | | | | | |

| | | |
|-----|---------|-------|
| REV | ECN | DATE |
| A | SP08066 | 10/08 |

| CONTACT SEQUENCE CHART FOR S1 | | |
|-------------------------------|-------|------------|
| X INDICATES CONTACT CLOSED | | |
| POSITION | DRIVE | OFF BYPASS |
| 13-14 | | X |
| 23-24 | X | |

-NOTICE-

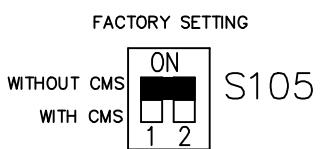
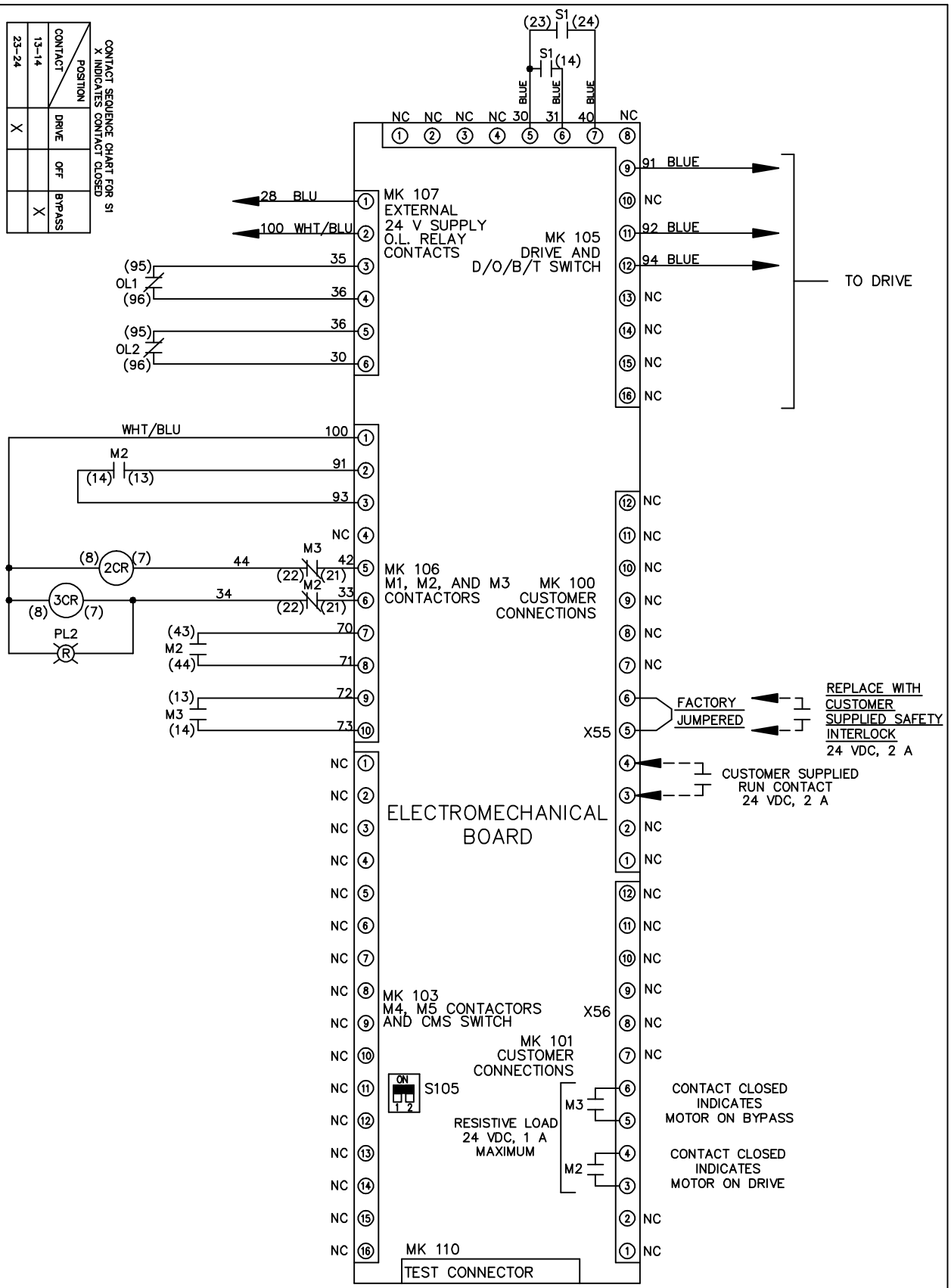
THIS DRAWING IS PROPRIETARY AND SHALL NOT BE COPIED OR ITS CONTENTS DISCLOSED TO OUTSIDE PARTIES WITHOUT THE WRITTEN CONSENT OF THE TRANE COMPANY

DRN JNW
2/14/07
APR

NAME 208 VOLT, 2C, MAIN DISC
, MAIN FUSE, EMB1, FRAME C2N1
, REACTOR, DUAL MTR

MODEL
PAGE 2 OF 2
SIZE A
DWG NO. 174U5599

THE TRANE COMPANY
A DIVISION OF
AMERICAN STANDARD INC.



CUSTOMER CONNECTIONS X55, X56
CLASS 2 POWER SOURCE
REQUIRED FOR FIELD CONNECTION
USE CLASS 1 CONDUCTORS
CONDUCTOR SIZE 28-14 AWG