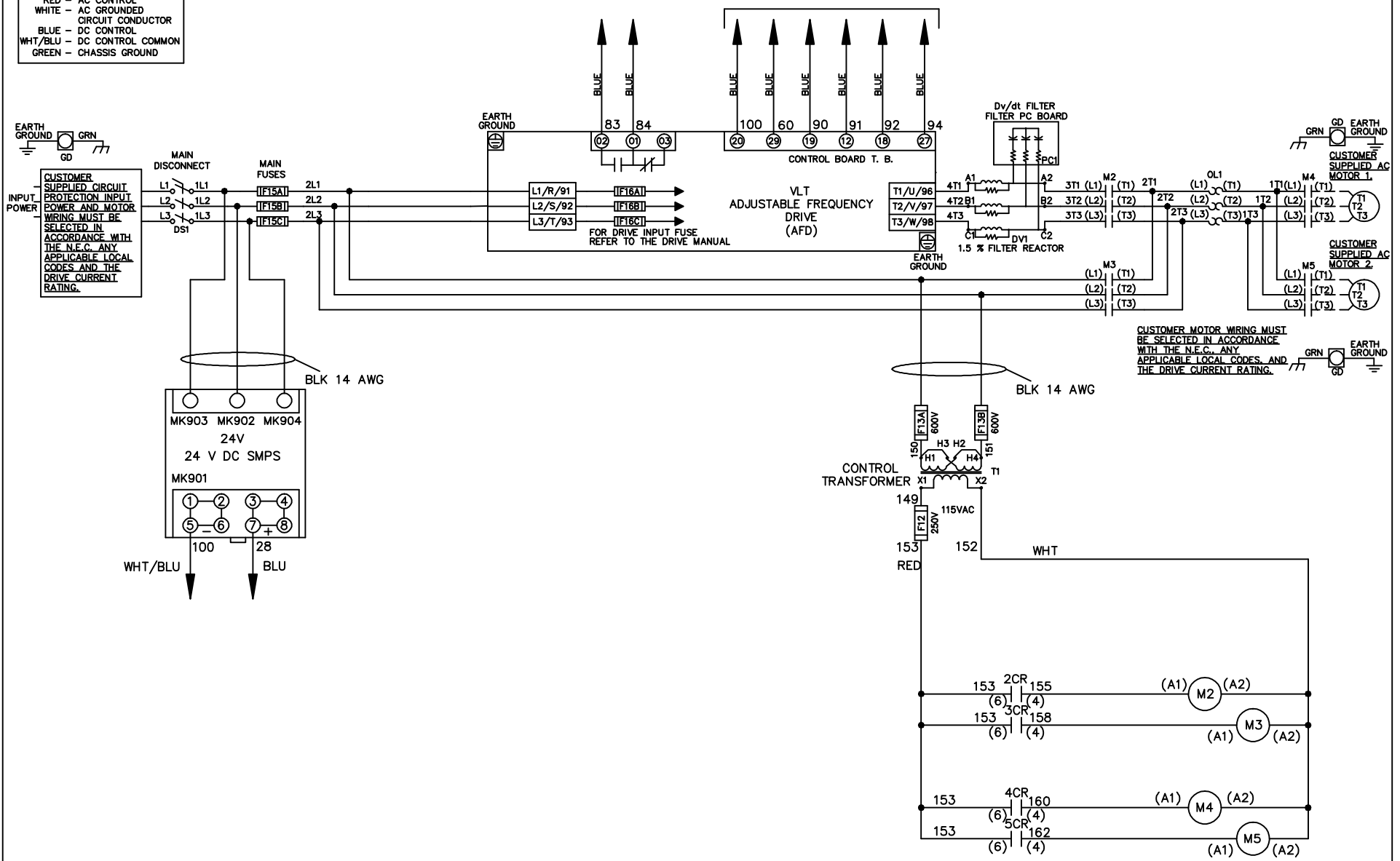


WIRE COLOR SCHEME
 BLACK - LINE VOLTAGE
 RED - AC CONTROL
 WHITE - AC GROUND
 BLUE - DC CONTROL
 WHT/BLU - DC CONTROL COMMON
 GREEN - CHASSIS GROUND

* ALL CONTROL WIRES ARE BLUE EXCEPT WHERE NOTED. TO ELECTROMECHANICAL RELAY BOARD



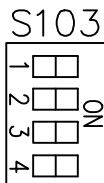

| | | | | | | | |
|---|---------|-------|---------|-----------------------------|-------------|--------------------------------------|------------------|
| -NOTICE- | | | DRN JNW | NAME230 VOLT,2C,MAIN DISC | | THE TRANE COMPANY | |
| THIS DRAWING IS PROPRIETARY AND SHALL NOT BE COPIED OR ITS CONTENTS DISCLOSED TO OUTSIDE PARTIES WITHOUT THE WRITTEN CONSENT OF THE TRANE COMPANY | | | 2/8/07 | ,MAIN FUSE,EMB2,FRAME C2N1_ | | A DIVISION OF AMERICAN STANDARD INC. | |
| A | SP08061 | 10/08 | APR | MODEL | PAGE 1 OF 2 | SIZE A | DWG NO. 174U5738 |
| REV | ECN | DATE | | | | | |

| | | | | |
|---|--|----------|-------|------|
| REV | A | SP08066 | 10/08 | DATE |
| CON | | | | |
| -NOTICE- | | | | |
| THIS DRAWING IS PROPRIETARY AND SHALL NOT BE COPIED OR ITS CONTENTS DISCLOSED TO OUTSIDE PARTIES WITHOUT THE WRITTEN CONSENT OF THE TRANE COMPANY | | | | |
| DRN | JNW | 2/14/07 | APR | |
| MODEL | NAME 230 VOLT, 2C, MAIN DISC, MAIN FUSE, EMB2, FRAME C2N1, DVD1, CMS | | | |
| PAGE | 2 | OF | 2 | SIZE |
| DWG | NO. | 174U5738 | | |
| THE TRANE COMPANY A DIVISION OF AMERICAN STANDARD INC. | | | | |

| CONTACT SEQUENCE CHART FOR S1 X INDICATES CONTACT CLOSED | | |
|---|---------|---|
| POSITION | CONTACT | |
| DRIVE | 13-14 | X |
| OFF | 23-24 | X |
| BYPASS | | |



| CONTACT SEQUENCE CHART FOR S2 X INDICATES CONTACT CLOSED | | |
|---|---------|---|
| POSITION | CONTACT | |
| MOTOR 1 | 11-12 | X |
| MOTOR 2 | 13-14 | X |
| | 21-22 | X |
| | 23-24 | X |



CUSTOMER CONNECTIONS X55, X56, X58
CLASS 2 POWER SOURCE
REQUIRED FOR FIELD CONNECTION
USE CLASS 1 CONDUCTORS
CONDUCTOR SIZE 28-14 AWG

