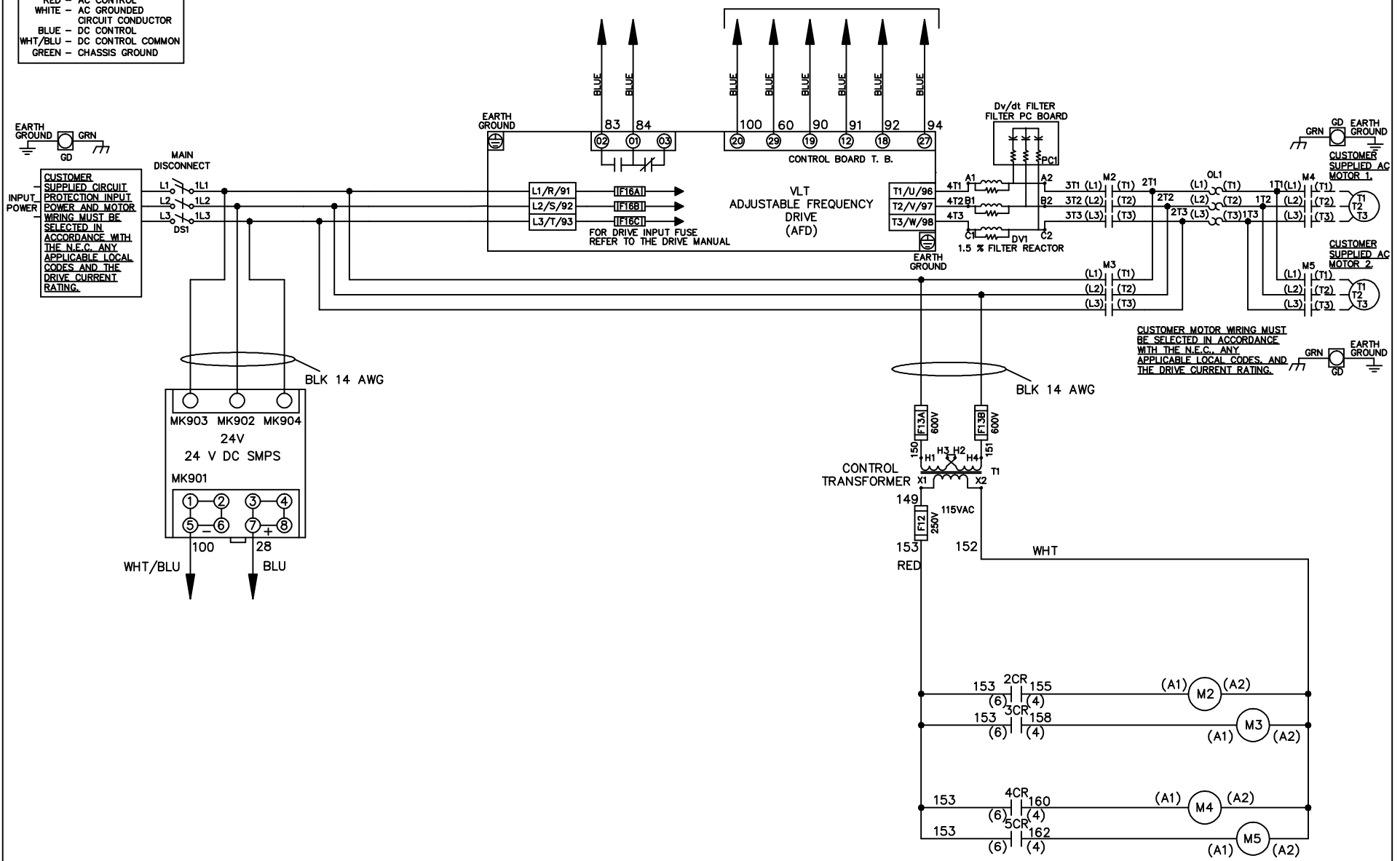


WIRE COLOR SCHEME
 BLACK - LINE VOLTAGE
 RED - AC CONTROL
 WHITE - AC GROUND
 BLUE - DC CONTROL
 WHT/BLU - DC CONTROL COMMON
 GREEN - CHASSIS GROUND

* ALL CONTROL WIRES ARE BLUE EXCEPT WHERE NOTED. TO ELECTROMECHANICAL RELAY BOARD



CUSTOMER MOTOR WIRING MUST BE SELECTED IN ACCORDANCE WITH THE N.E.C. ANY APPLICABLE LOCAL CODES, AND THE DRIVE CURRENT RATING.

-NOTICE-

THIS DRAWING IS PROPRIETARY AND SHALL NOT BE COPIED OR ITS CONTENTS DISCLOSED TO OUTSIDE PARTIES WITHOUT THE WRITTEN CONSENT OF THE TRANE COMPANY

DRN JNW
2/8/07

NAME 460 VOLT, 2C, MAIN DISC
 , DRIVE FUSE, EMB2, FRAME C2N1_
 , DVDT, CMS

THE TRANE COMPANY
 A DIVISION OF
 AMERICAN STANDARD INC.

A	SP08061	10/08
REV	ECN	DATE

APR

MODEL

PAGE 1 OF 2

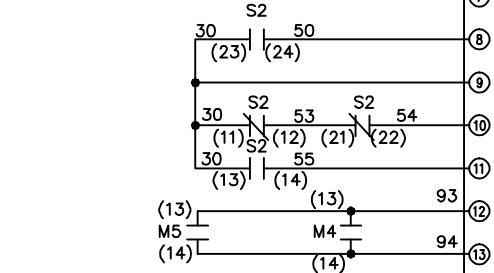
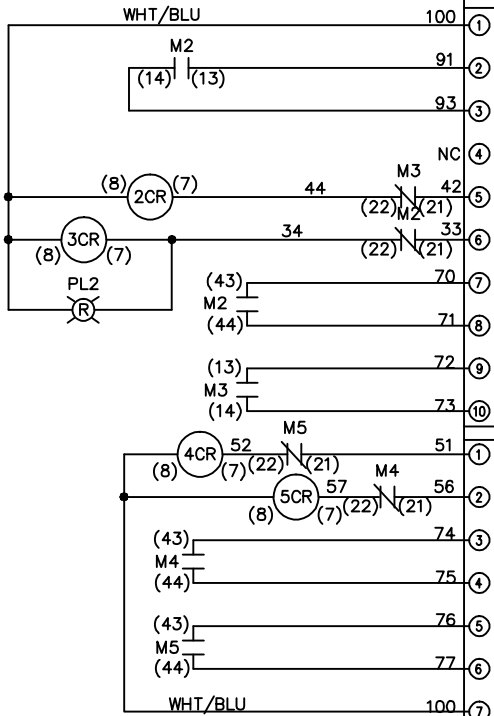
SIZE A

DWG NO.

174U5969

REV	A	SP08066	10/08	DATE	
ECON					
-NOTICE-					
THIS DRAWING IS PROPRIETARY AND SHALL NOT BE COPIED OR ITS CONTENTS DISCLOSED TO OUTSIDE PARTIES WITHOUT THE WRITTEN CONSENT OF THE TRANE COMPANY					
DRN	JNW	2/14/07	APR	NAME	460 VOLT, 2C MAIN DISC
MODEL					, DRIVE FUSE, EMB2, FRAME C2N1
PAGE	2	OF	2	SIZE	A
DWG	NO.	174U5969			
THE TRANE COMPANY A DIVISION OF AMERICAN STANDARD INC.					

CONTACT SEQUENCE CHART FOR S1		
CONTACT	POSITION	
13-14	DRIVE	X
23-24	OFF	
	BYPASS	X



CONTACT SEQUENCE CHART FOR S2		
CONTACT	POSITION	
11-12	MOTOR 1	X
13-14	AUTO	X
21-22	MOTOR 2	X
23-24		X

