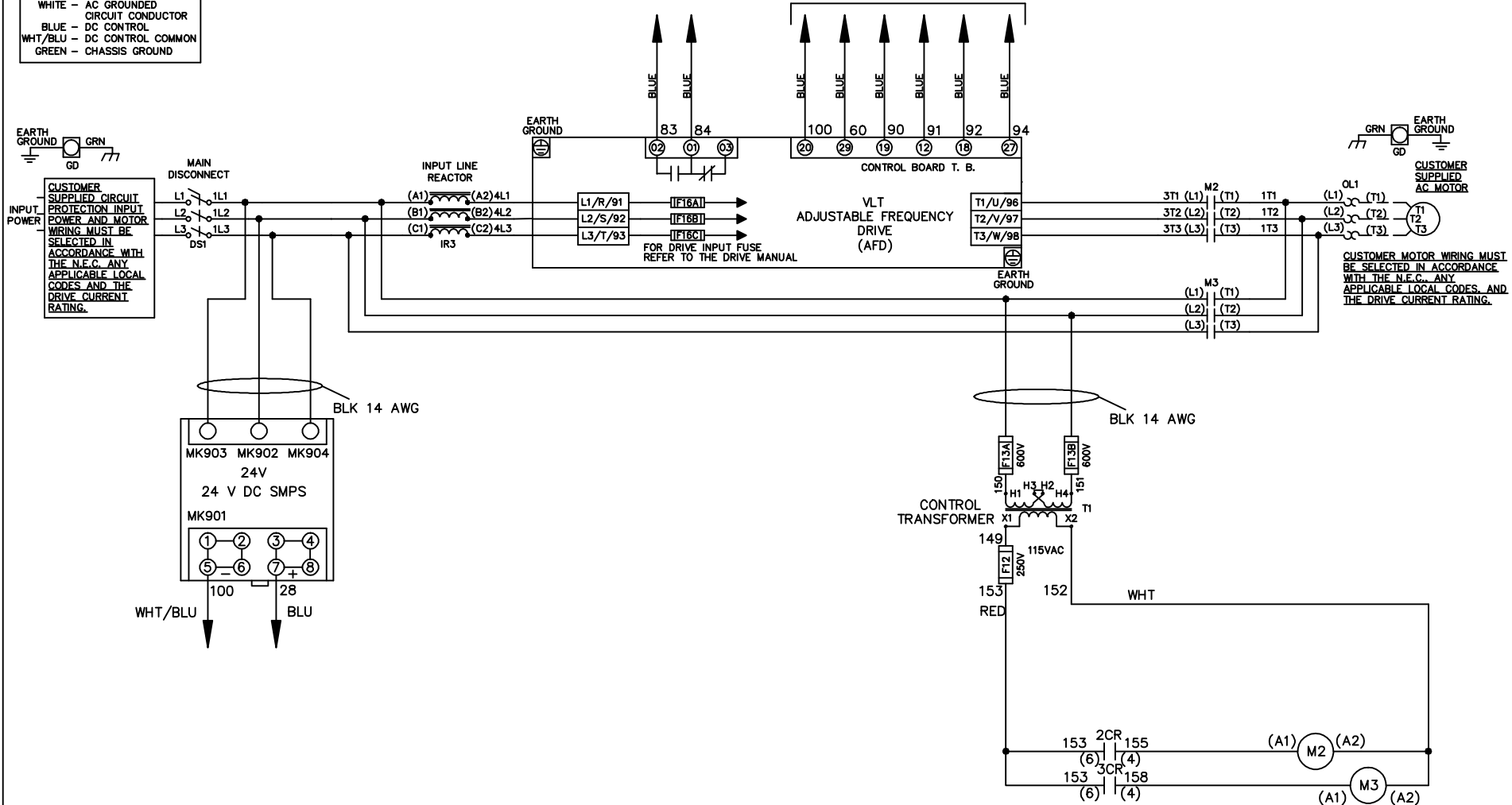


WIRE COLOR SCHEME
 BLACK - LINE VOLTAGE
 RED - AC CONTROL
 WHITE - AC GROUNDED
 CIRCUIT CONDUCTOR
 BLUE - DC CONTROL
 WHT/BLU - DC CONTROL COMMON
 GREEN - CHASSIS GROUND

* ALL CONTROL WIRES ARE BLUE EXCEPT WHERE NOTED. TO ELECTROMECHANICAL RELAY BOARD



-NOTICE-

THIS DRAWING IS PROPRIETARY AND SHALL NOT BE COPIED OR ITS CONTENTS DISCLOSED TO OUTSIDE PARTIES WITHOUT THE WRITTEN CONSENT OF THE TRANE COMPANY

DRN JNW
2/8/07

NAME 460 VOLT, 2C, MAIN DISC
 , DRIVE FUSE, EMB2, FRAME C2N1_
 , REACTOR, SINGLE MTR

THE TRANE COMPANY
 A DIVISION OF
 AMERICAN STANDARD INC.

A	SP08061	10/08
REV	ECN	DATE

APR

MODEL

PAGE 1 OF 2

SIZE A

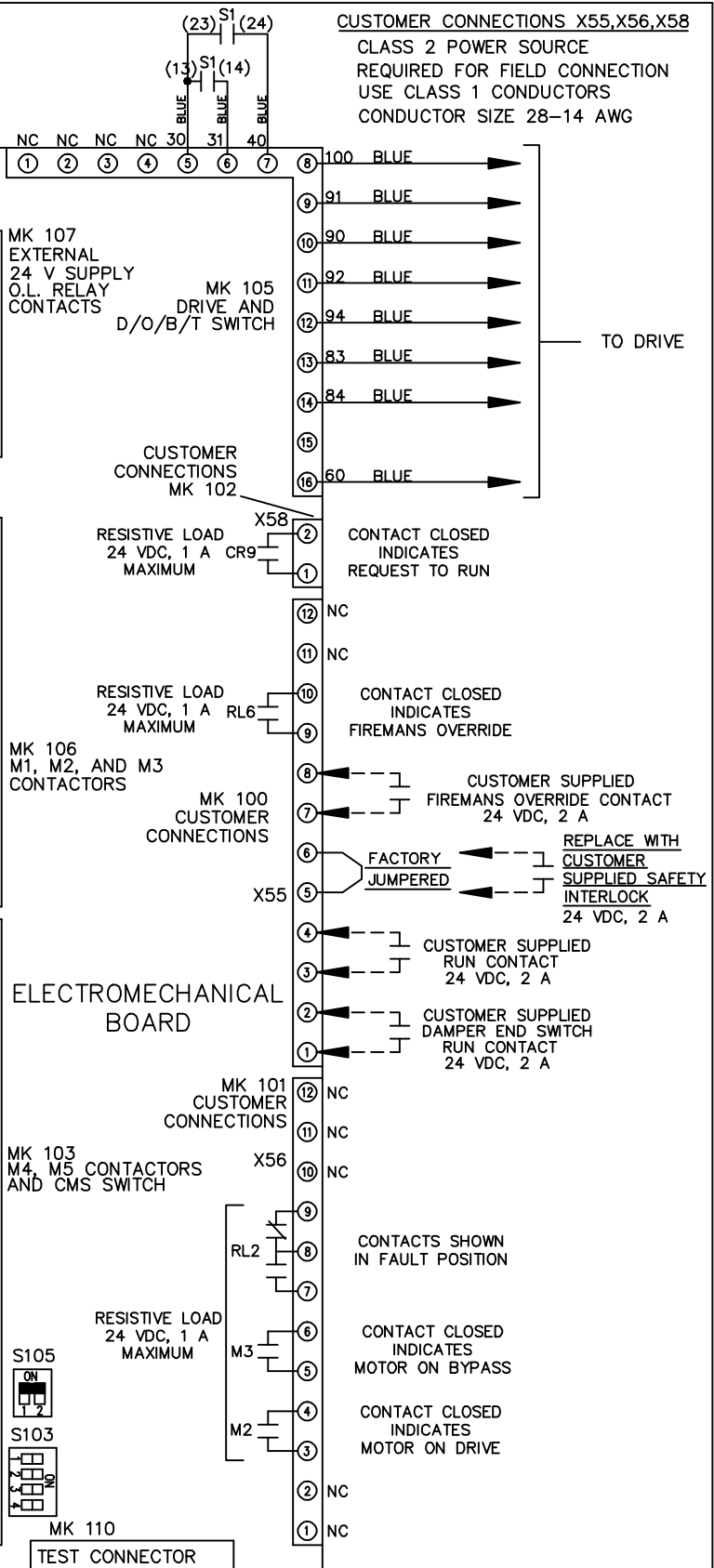
DWG NO.

174U6015

REV	ECON	DATE	DRN JNW	APR	2/14/07	MODEL	PAGE 2 OF 2	SIZE A	DWG NO.	174U6015
A	SP08066	10/08				NAME 460 VOLT, 2C, MAIN DISC , DRIVE FUSE, EMB2, FRAME C2N1 , REACTOR, SINGLE MTR				
<p>THIS DRAWING IS PROPRIETARY AND SHALL NOT BE COPIED OR ITS CONTENTS DISCLOSED TO OUTSIDE PARTIES WITHOUT THE WRITTEN CONSENT OF THE TRANE COMPANY</p> <p>THE TRANE COMPANY A DIVISION OF AMERICAN STANDARD INC.</p>										


CONTACT SEQUENCE CHART FOR S1
X INDICATES CONTACT CLOSED

POSITION	DRIVE	OFF	BYPASS
13-14			X
23-24	X		

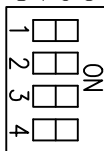


CUSTOMER CONNECTIONS X55, X56, X58
CLASS 2 POWER SOURCE
REQUIRED FOR FIELD CONNECTION
USE CLASS 1 CONDUCTORS
CONDUCTOR SIZE 28-14 AWG

FACTORY SETTING



S103



CUSTOMER SETTING

- AUTOMATIC BYPASS TIME SELECT
- ONLY # 1 ON 30 SECONDS
 - ONLY # 2 ON 60 SEC.
 - ONLY # 3 ON 300 SEC
 - ALL ON 15 SEC.
 - ALL OFF NO AUTO BYPASS (FACTORY DEFAULT)