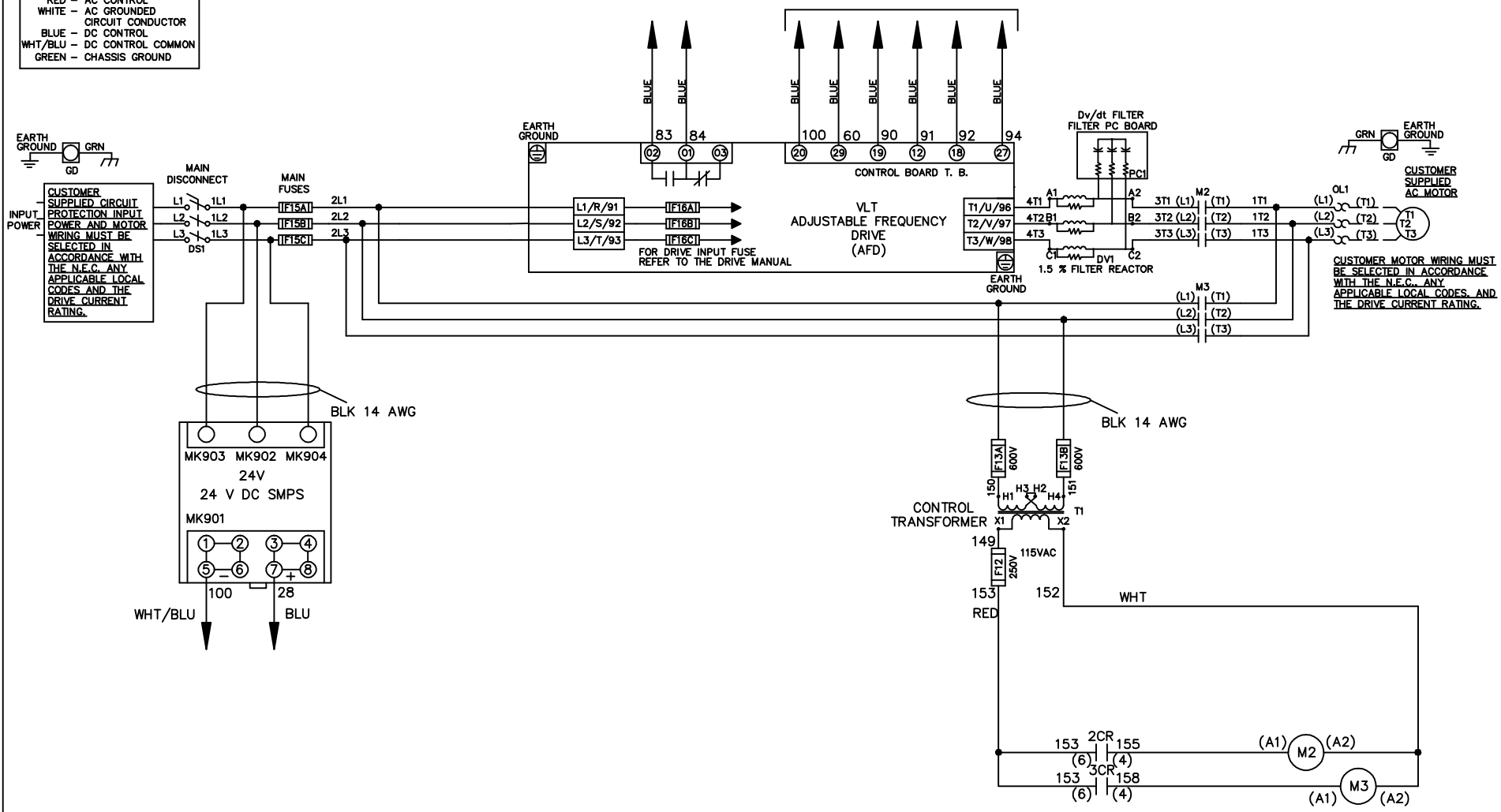


**WIRE COLOR SCHEME**  
 BLACK - LINE VOLTAGE  
 RED - AC CONTROL  
 WHITE - AC GROUND  
 BLUE - DC CONTROL  
 WHT/BLU - DC CONTROL COMMON  
 GREEN - CHASSIS GROUND

\* ALL CONTROL WIRES ARE BLUE EXCEPT WHERE NOTED. TO ELECTROMECHANICAL RELAY BOARD

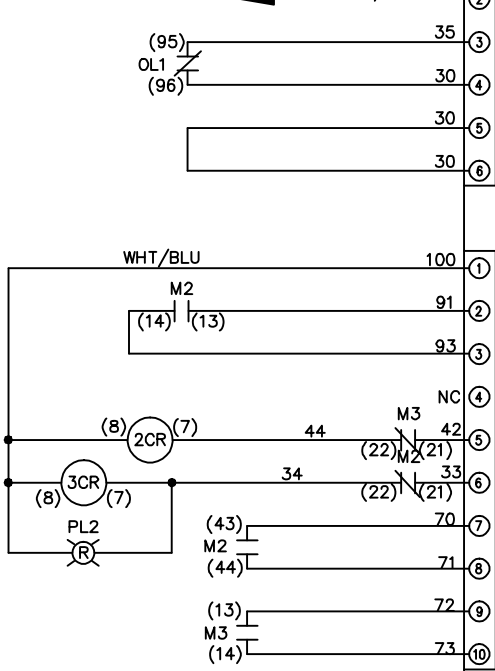


			-NOTICE-		DRN JNW 2/8/07		NAME460 VOLT,2C,MAIN DISC ,MAIN FUSE,EMB2,FRAME C2N1_ ,DVDT,SINGLE MTR		THE TRANE COMPANY A DIVISION OF AMERICAN STANDARD INC.	
A	SP08061	10/08	THIS DRAWING IS PROPRIETARY AND SHALL NOT BE COPIED OR ITS CONTENTS DISCLOSED TO OUTSIDE PARTIES WITHOUT THE WRITTEN CONSENT OF THE TRANE COMPANY			APR	MODEL	PAGE 1 OF 2	SIZE A	DWG NO. 174U6020
REV	ECN	DATE								

REV	ECON	DATE	DRN JNW	APR	2/14/07	MODEL	PAGE 2 OF 2	SIZE A	DWG NO.	174U6020
A	SP08066	10/08				NAME 460 VOLT, 2C, MAIN DISC , MAIN FUSE, EMB2, FRAME C2N1 , DVDI, SINGLE MTR				
<p style="text-align: center;">-NOTICE-</p> <p style="text-align: center;">THIS DRAWING IS PROPRIETARY AND SHALL NOT BE COPIED OR ITS CONTENTS DISCLOSED TO OUTSIDE PARTIES WITHOUT THE WRITTEN CONSENT OF THE TRANE COMPANY</p>										
<p style="text-align: center;">THE TRANE COMPANY A DIVISION OF AMERICAN STANDARD INC.</p>										

CONTACT SEQUENCE CHART FOR S1  
X INDICATES CONTACT CLOSED


POSITION	DRIVE	OFF	BYPASS
13-14			X
23-24	X		



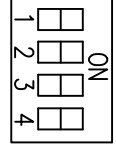
CUSTOMER CONNECTIONS X55, X56, X58  
CLASS 2 POWER SOURCE  
REQUIRED FOR FIELD CONNECTION  
USE CLASS 1 CONDUCTORS  
CONDUCTOR SIZE 28-14 AWG

ELECTROMECHANICAL BOARD

FACTORY SETTING



CUSTOMER SETTING



AUTOMATIC BYPASS TIME SELECT  
ONLY # 1 ON 30 SECONDS  
ONLY # 2 ON 60 SEC.  
ONLY # 3 ON 300 SEC  
ALL ON 15 SEC.  
ALL OFF NO AUTO BYPASS (FACTORY DEFAULT)