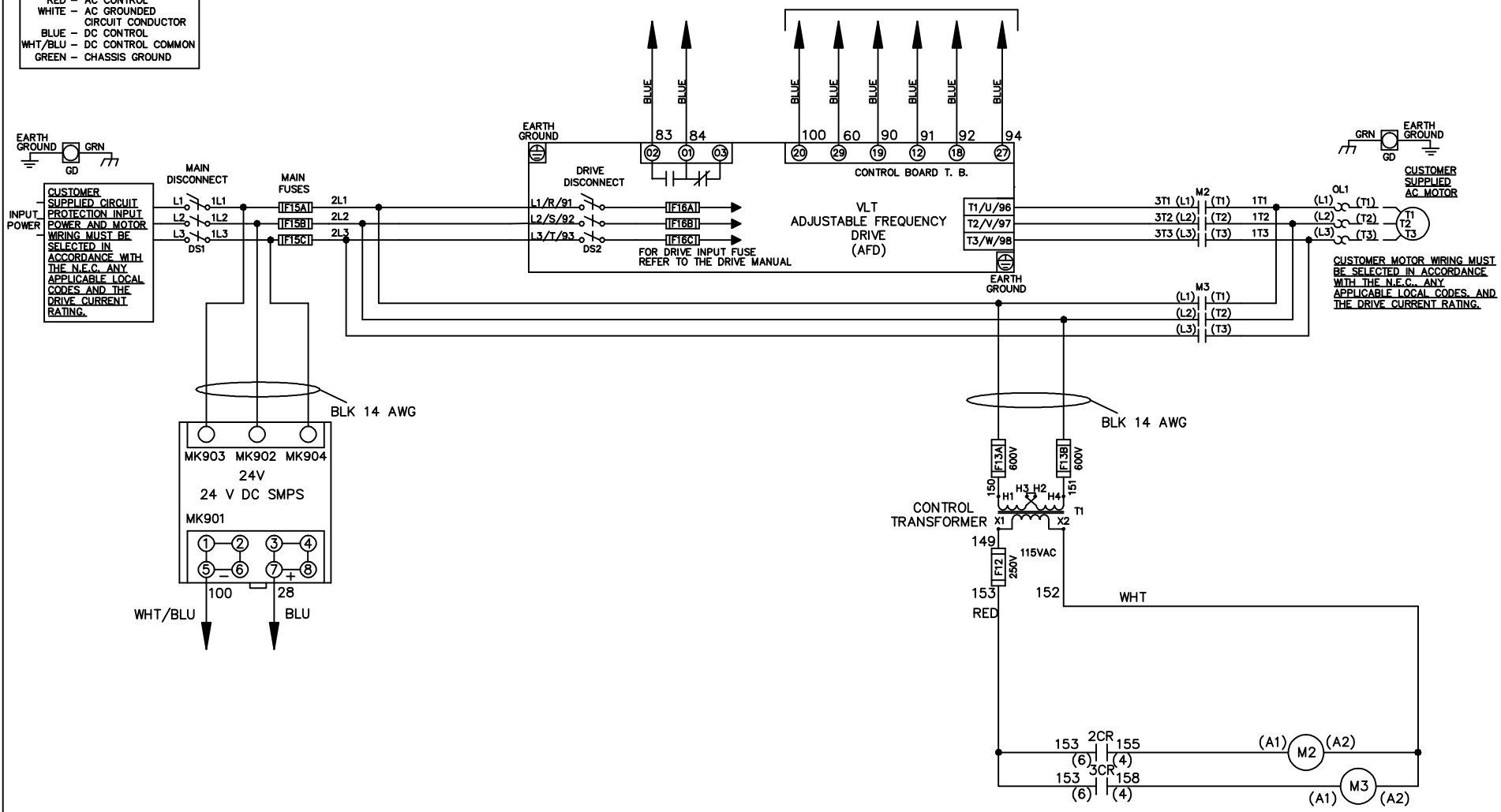


**WIRE COLOR SCHEME**  
 BLACK - LINE VOLTAGE  
 RED - AC CONTROL  
 WHITE - AC GROUNDED  
 CIRCUIT CONDUCTOR  
 BLUE - DC CONTROL  
 WHT/BLU - DC CONTROL COMMON  
 GREEN - CHASSIS GROUND

\* ALL CONTROL WIRES ARE BLUE EXCEPT WHERE NOTED. TO ELECTROMECHANICAL RELAY BOARD



-NOTICE-

THIS DRAWING IS PROPRIETARY AND SHALL NOT BE COPIED OR ITS CONTENTS DISCLOSED TO OUTSIDE PARTIES WITHOUT THE WRITTEN CONSENT OF THE TRANE COMPANY

DRN JNW  
2/8/07

NAME 460 VOLT, 2C, MAIN & DRIVE DISC  
 , MAIN FUSE, EMB2, FRAME C2N1\_  
 , NO REACTOR & DVDT, SINGLE MTR

THE TRANE COMPANY  
 A DIVISION OF  
 AMERICAN STANDARD INC.

A	SP08061	10/08
REV	ECN	DATE

APR

MODEL

PAGE 1 OF 2

SIZE A

DWG NO.

174U6030

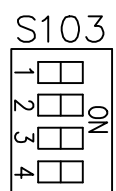
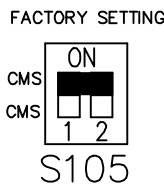
REV	ECON	DATE	DRN JNW	MODEL	PAGE 2 OF 2	SIZE A	DWG NO.
A	SP08066	10/08	2/14/07	NAME 460 VOLT, 2C, MAIN & DRIVE DISC , MAIN FUSE, EMB2, FRAME C2N1 , NO REACTOR & DVDI, SINGLE MTR	2	A	174U6030
THIS DRAWING IS PROPRIETARY AND SHALL NOT BE COPIED OR ITS CONTENTS DISCLOSED TO OUTSIDE PARTIES WITHOUT THE WRITTEN CONSENT OF THE TRANE COMPANY			APR				THE TRANE COMPANY A DIVISION OF AMERICAN STANDARD INC.

CONTACT SEQUENCE CHART FOR S1  
X INDICATES CONTACT CLOSED

POSITION	DRIVE	OFF	BYPASS
13-14			X
23-24	X		



CUSTOMER CONNECTIONS X55, X56, X58  
CLASS 2 POWER SOURCE  
REQUIRED FOR FIELD CONNECTION  
USE CLASS 1 CONDUCTORS  
CONDUCTOR SIZE 28-14 AWG



- ONLY # 1 ON 30 SECONDS
- ONLY # 2 ON 60 SEC.
- ONLY # 3 ON 300 SEC
- ALL ON 15 SEC.
- ALL OFF NO AUTO BYPASS (FACTORY DEFAULT)

-NOTICE-