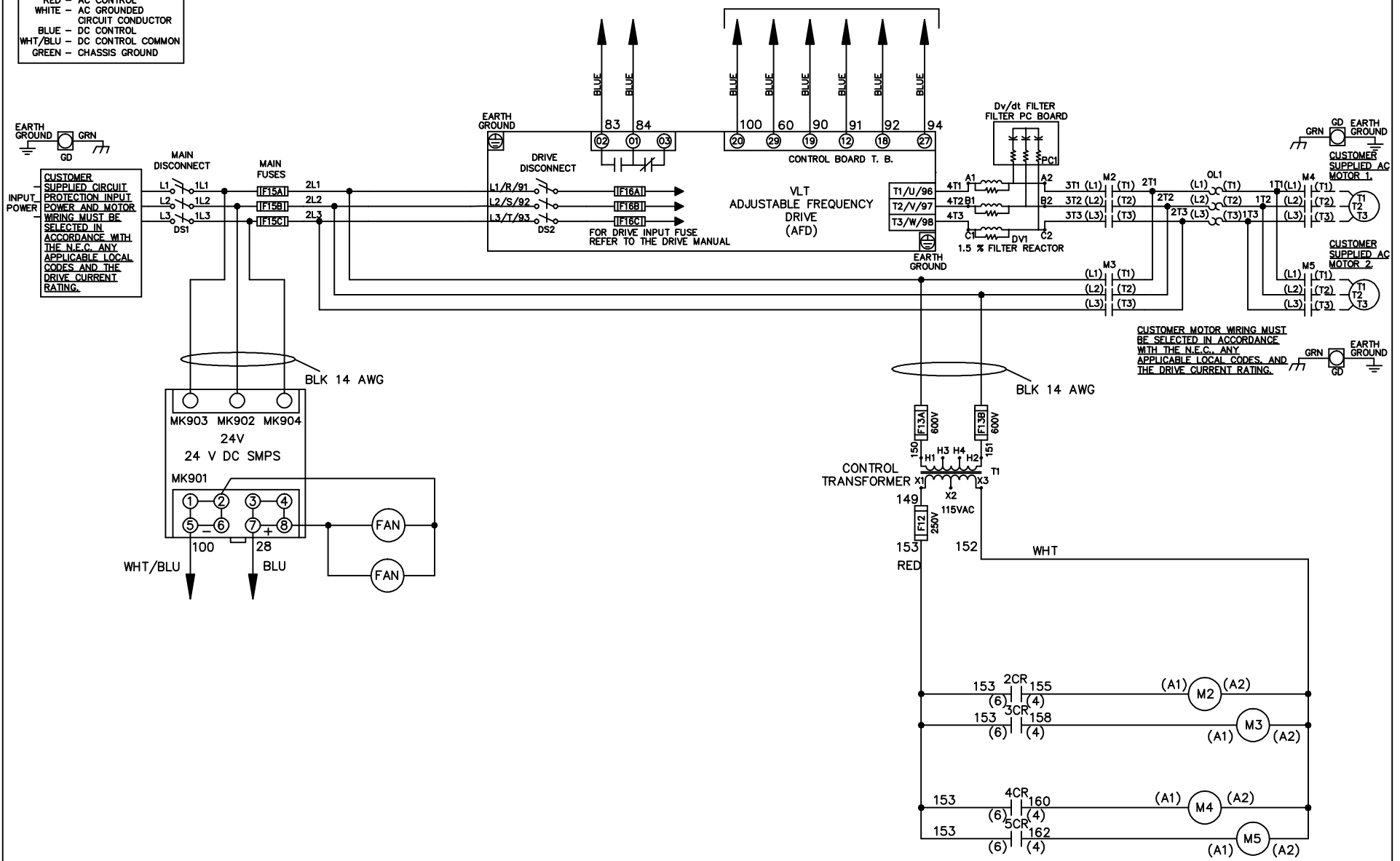


WIRE COLOR SCHEME
 BLACK - LINE VOLTAGE
 RED - AC CONTROL
 WHITE - AC GROUND
 BLUE - DC CONTROL
 WHT/BLU - DC CONTROL COMMON
 GREEN - CHASSIS GROUND

* ALL CONTROL WIRES ARE BLUE EXCEPT WHERE NOTED. TO ELECTROMECHANICAL RELAY BOARD



CUSTOMER SUPPLIED CIRCUIT PROTECTION INPUT POWER AND MOTOR WIRING MUST BE SELECTED IN ACCORDANCE WITH THE N.E.C. ANY APPLICABLE LOCAL CODES AND THE DRIVE CURRENT RATING.

CUSTOMER MOTOR WIRING MUST BE SELECTED IN ACCORDANCE WITH THE N.E.C. ANY APPLICABLE LOCAL CODES, AND THE DRIVE CURRENT RATING.

-NOTICE-

THIS DRAWING IS PROPRIETARY AND SHALL NOT BE COPIED OR ITS CONTENTS DISCLOSED TO OUTSIDE PARTIES WITHOUT THE WRITTEN CONSENT OF THE TRANE COMPANY

DRN JNW
2/8/07

NAME208 VOLT,2C,MAIN&DRIVE DISC
,MAIN FUSE,EMB2,FRAME C2N12
,DVDT,CMS

THE TRANE COMPANY
A DIVISION OF
AMERICAN STANDARD INC.

A	SP08061	10/08
REV	ECN	DATE

APR

MODEL

PAGE 1 OF 2

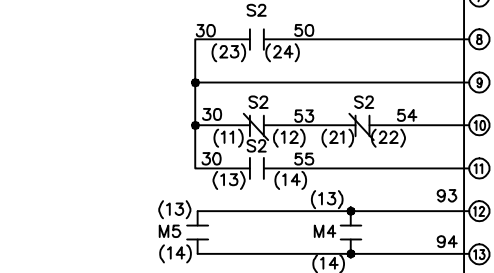
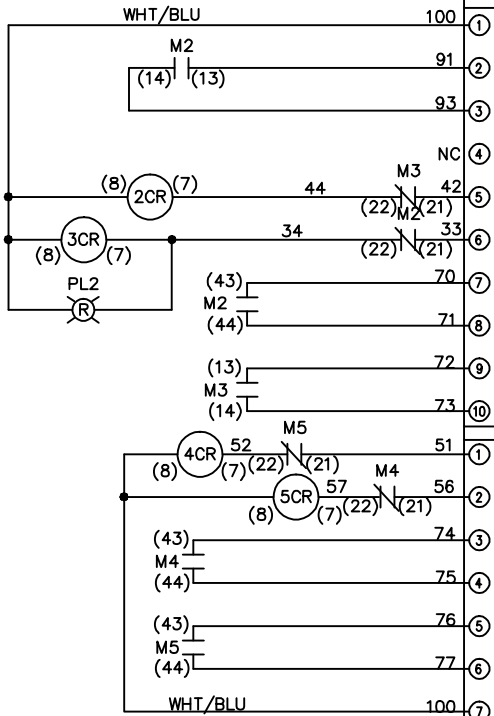
SIZE A

DWG NO.

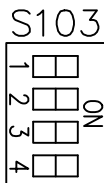

174U6446

REV	A	SP08066	10/08	DATE
ECON				
-NOTICE-				
THIS DRAWING IS PROPRIETARY AND SHALL NOT BE COPIED OR ITS CONTENTS DISCLOSED TO OUTSIDE PARTIES WITHOUT THE WRITTEN CONSENT OF THE TRANE COMPANY				
DRN	JNW	2/14/07	APR	
MODEL	NAME 208 VOLT, 2C MAIN & DRIVE DISC, MAIN FUSE, EMB2, FRAME C2N12, DVD1, CMS			
PAGE	2	OF	2	SIZE
DWG NO.	174U6446			
THE TRANE COMPANY A DIVISION OF AMERICAN STANDARD INC.				

CONTACT SEQUENCE CHART FOR S1		
CONTACT	POSITION	
13-14	DRIVE	
23-24	OFF	
	BYPASS	X

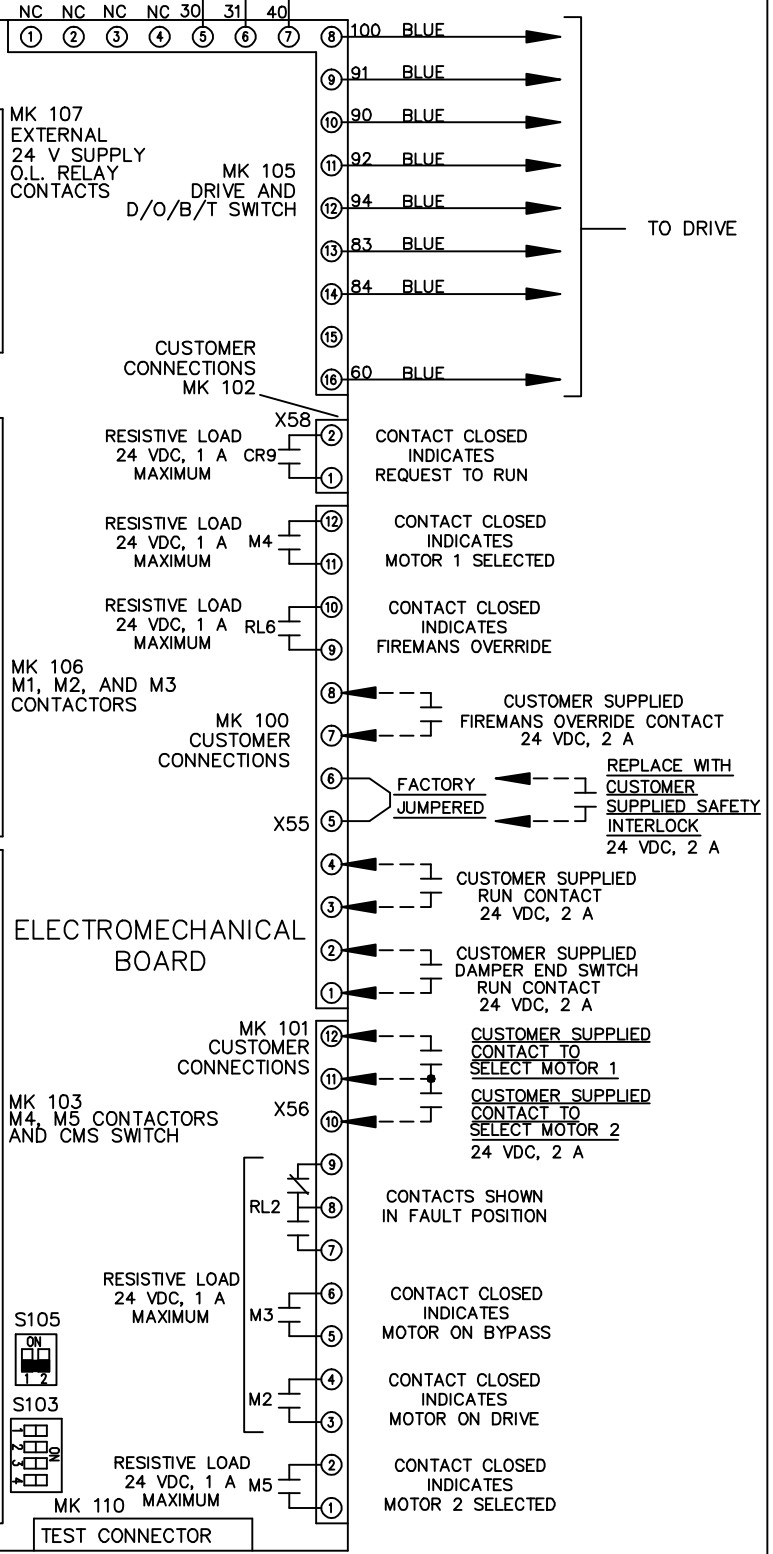


CONTACT SEQUENCE CHART FOR S2		
CONTACT	POSITION	
11-12	MOTOR 1	X
13-14	AUTO	X
21-22	MOTOR 2	X
23-24		X



ONLY # 1 ON 30 SECONDS
ONLY # 2 ON 60 SEC.
ONLY # 3 ON 300 SEC
ALL ON 15 SEC.
ALL OFF NO AUTO BYPASS (FACTORY DEFAULT)

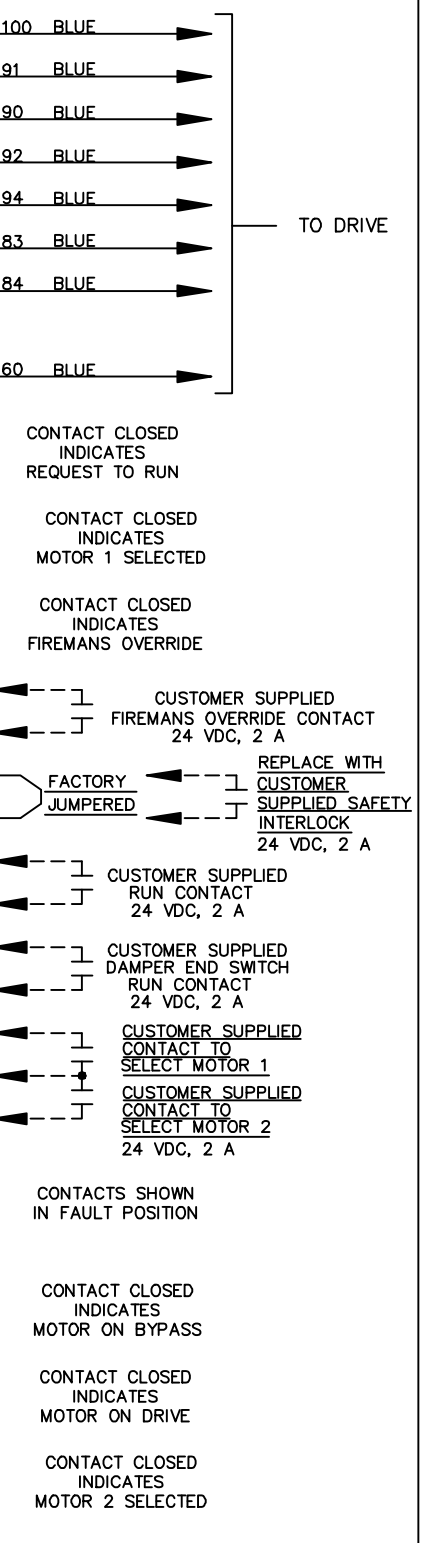
CUSTOMER CONNECTIONS X55, X56, X58
CLASS 2 POWER SOURCE
REQUIRED FOR FIELD CONNECTION
USE CLASS 1 CONDUCTORS
CONDUCTOR SIZE 28-14 AWG



ELECTROMECHANICAL BOARD

MK 103 M4, M5 CONTACTORS AND CMS SWITCH

TEST CONNECTOR



TO DRIVE