

REV	ECN	DATE
A	SP08066	10/08

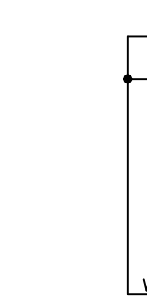
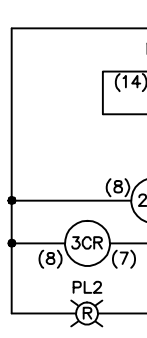
CONTACT SEQUENCE CHART FOR S1 X INDICATES CONTACT CLOSED		
POSITION	DRIVE	OFF BYPASS
13-14		X
23-24	X	

THIS DRAWING IS PROPRIETARY AND SHALL NOT BE COPIED OR ITS CONTENTS DISCLOSED TO OUTSIDE PARTIES WITHOUT THE WRITTEN CONSENT OF THE TRANE COMPANY

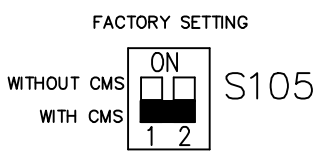
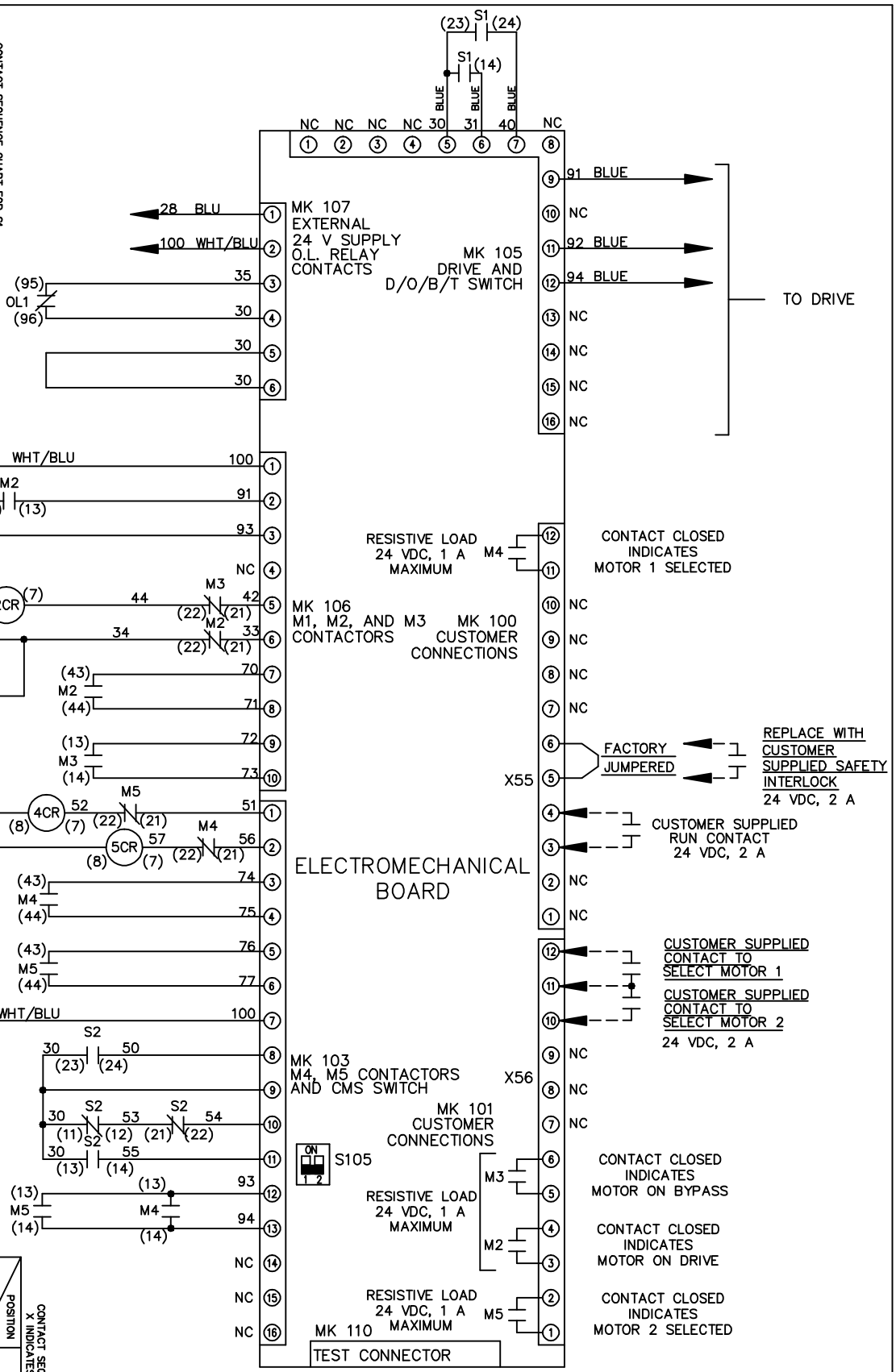
DRN JNW
2/14/07
APR

NAME 208 VOLT, 2C, CB & DRIVE DISC
, DRIVE FUSE, EMB1, FRAME C2N12
, DVD1, CMS

THE TRANE COMPANY
A DIVISION OF
AMERICAN STANDARD INC.



CONTACT SEQUENCE CHART FOR S2 X INDICATES CONTACT CLOSED		
POSITION	MOTOR 1	MOTOR 2
11-12	X	
13-14		X
21-22	X	
23-24		X



CUSTOMER CONNECTIONS X55, X56
CLASS 2 POWER SOURCE
REQUIRED FOR FIELD CONNECTION
USE CLASS 1 CONDUCTORS
CONDUCTOR SIZE 28-14 AWG