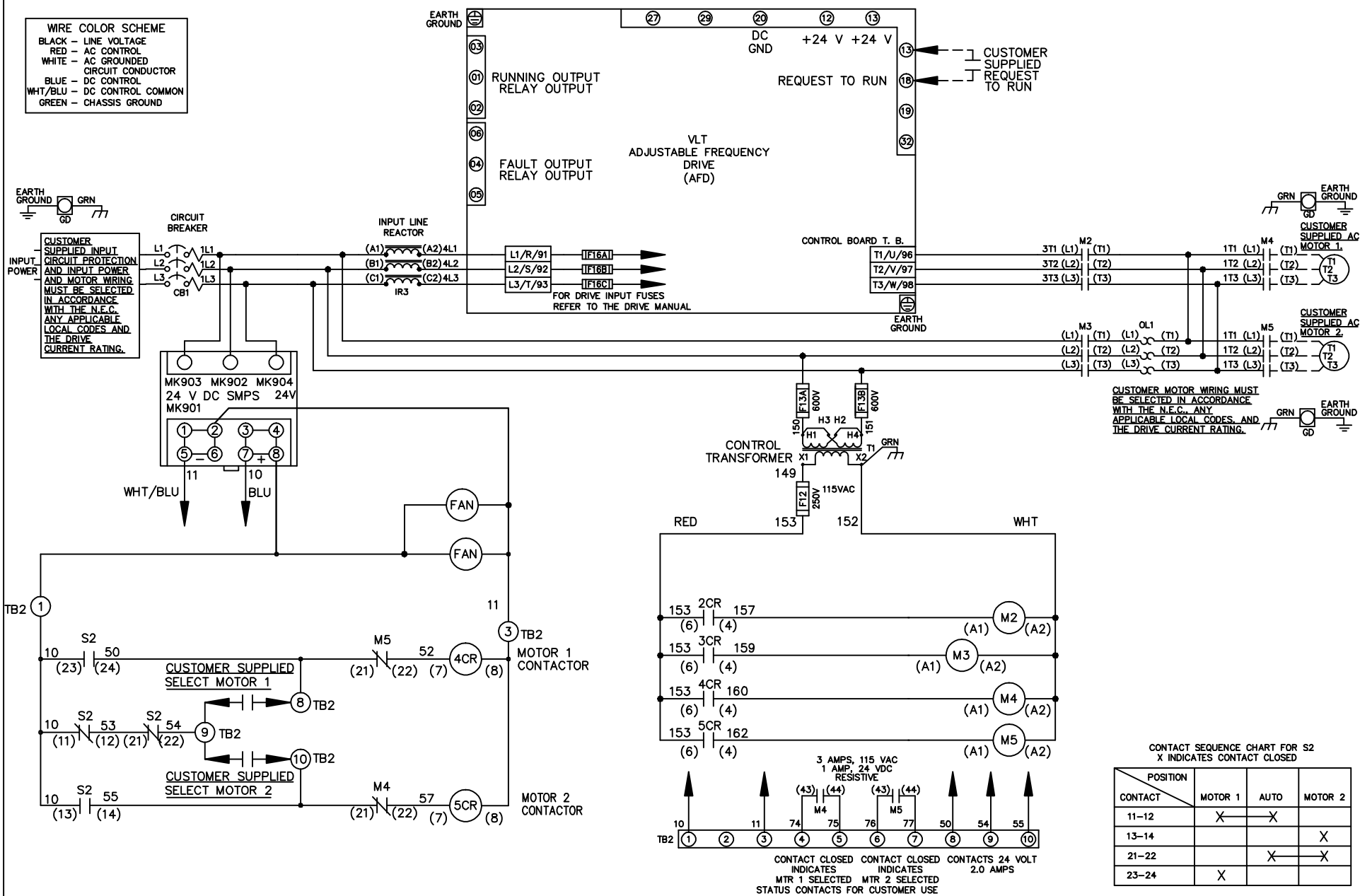
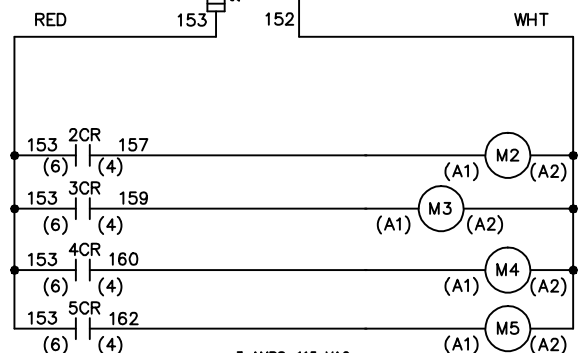


**WIRE COLOR SCHEME**  
 BLACK - LINE VOLTAGE  
 RED - AC CONTROL  
 WHITE - AC GROUNDED  
 CIRCUIT CONDUCTOR  
 BLUE - DC CONTROL  
 WHT/BLU - DC CONTROL COMMON  
 GREEN - CHASSIS GROUND



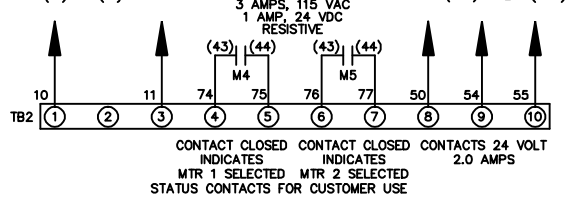
**CUSTOMER SUPPLIED INPUT CIRCUIT PROTECTION AND INPUT POWER AND MOTOR WIRING MUST BE SELECTED IN ACCORDANCE WITH THE N.E.C. ANY APPLICABLE LOCAL CODES AND THE DRIVE CURRENT RATING.**

**CUSTOMER MOTOR WIRING MUST BE SELECTED IN ACCORDANCE WITH THE N.E.C. ANY APPLICABLE LOCAL CODES, AND THE DRIVE CURRENT RATING.**



**CONTACT SEQUENCE CHART FOR S2**  
 X INDICATES CONTACT CLOSED

| POSITION | MOTOR 1 | AUTO | MOTOR 2 |
|----------|---------|------|---------|
| 11-12    | X       | X    |         |
| 13-14    |         |      | X       |
| 21-22    |         | X    | X       |
| 23-24    | X       |      |         |



|     |         |       |   |  |                    |     |  |             |  |                  |
|-----|---------|-------|---|--|--------------------|-----|--|-------------|--|------------------|
|     |         |       | -NOTICE-  |  | DRN JNW<br>2/14/07 |     | NAME 230 VOLT, 2C, CB<br>,DRIVE FUSE, ECB, FRAME C2N12<br>, REACTOR, CMS |             | THE TRANE COMPANY<br>A DIVISION OF<br>AMERICAN STANDARD INC. |                  |
| A   | SP08061 | 10/08 | THIS DRAWING IS PROPRIETARY AND SHALL NOT BE COPIED OR ITS CONTENTS DISCLOSED TO OUTSIDE PARTIES WITHOUT THE WRITTEN CONSENT OF THE TRANE COMPANY |  |                    | APR | MODEL  | PAGE 1 OF 2 | SIZE A   | DWG NO. 174U6577 |
| REV | ECN     | DATE  |   |  |                    |     |  |             |  |                  |

|     |         |       |
|-----|---------|-------|
| REV | ECN     | DATE  |
| A   | SP08066 | 10/08 |

-NOTICE-  
THIS DRAWING IS PROPRIETARY AND SHALL NOT BE COPIED OR ITS CONTENTS DISCLOSED TO OUTSIDE PARTIES WITHOUT THE WRITTEN CONSENT OF THE TRANE COMPANY

DRN JUNW  
2/14/07  
APR

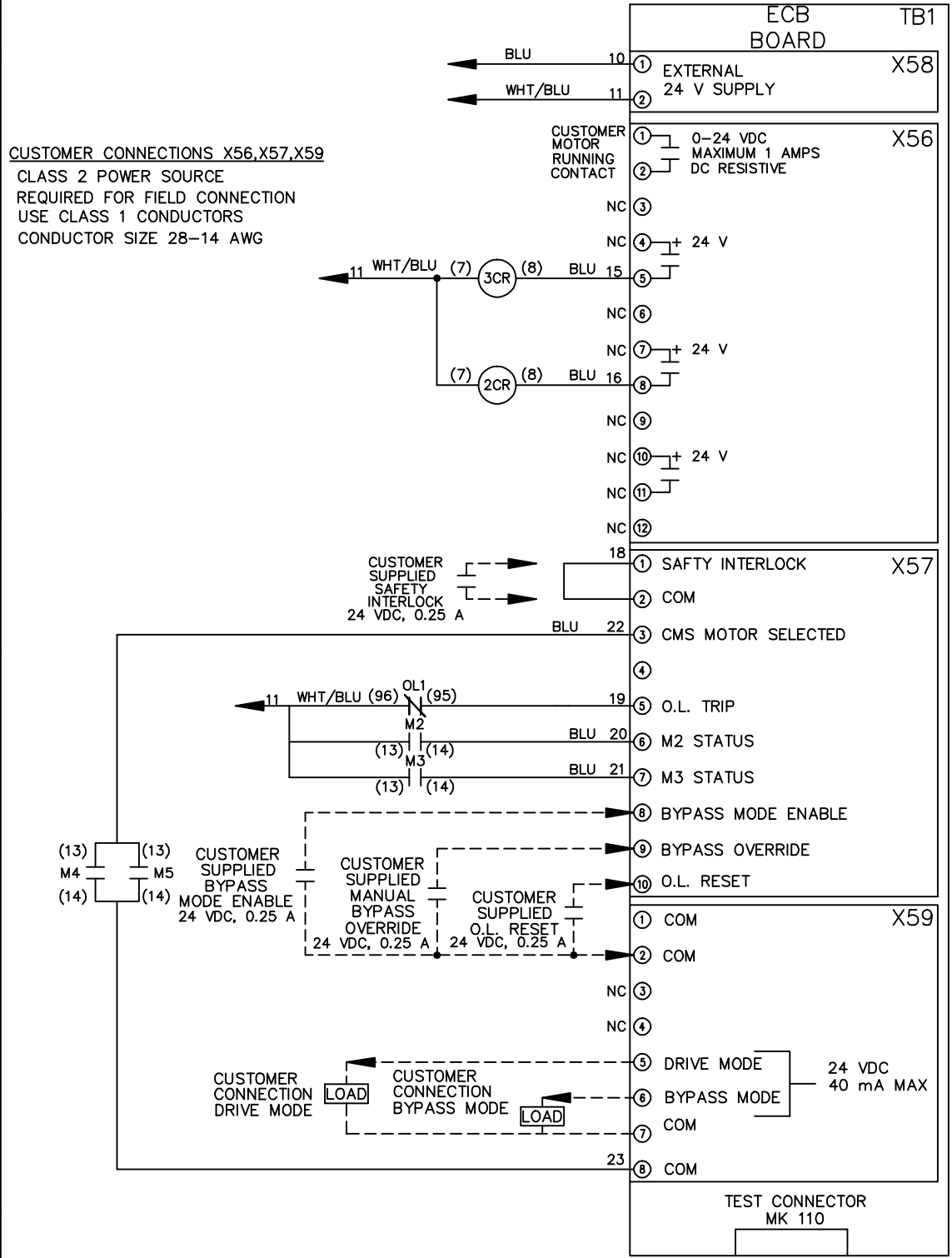
MODEL NAME 230 VOLT, 2C, CB  
, DRIVE FUSE, ECB, FRAME C2N12  
, REACTOR, CMS

PAGE 2 OF 2

SIZE A

DWG NO. 174U6577

CUSTOMER CONNECTIONS X56, X57, X59  
CLASS 2 POWER SOURCE  
REQUIRED FOR FIELD CONNECTION  
USE CLASS 1 CONDUCTORS  
CONDUCTOR SIZE 28-14 AWG



THE TRANE COMPANY  
A DIVISION OF  
AMERICAN STANDARD INC.