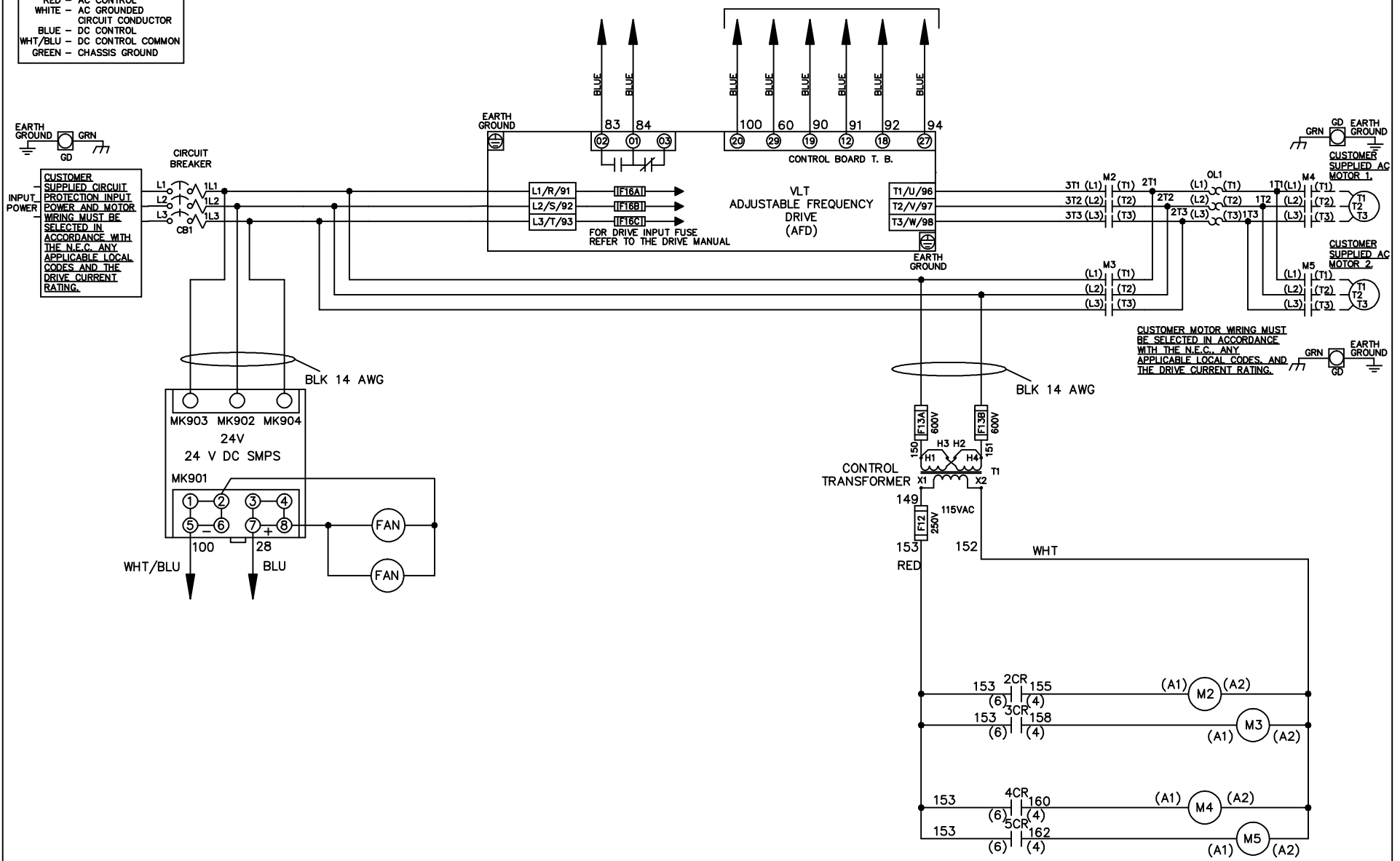


**WIRE COLOR SCHEME**  
 BLACK - LINE VOLTAGE  
 RED - AC CONTROL  
 WHITE - AC GROUND  
 BLUE - DC CONTROL  
 WHT/BLU - DC CONTROL COMMON  
 GREEN - CHASSIS GROUND

\* ALL CONTROL WIRES ARE BLUE EXCEPT WHERE NOTED. TO ELECTROMECHANICAL RELAY BOARD



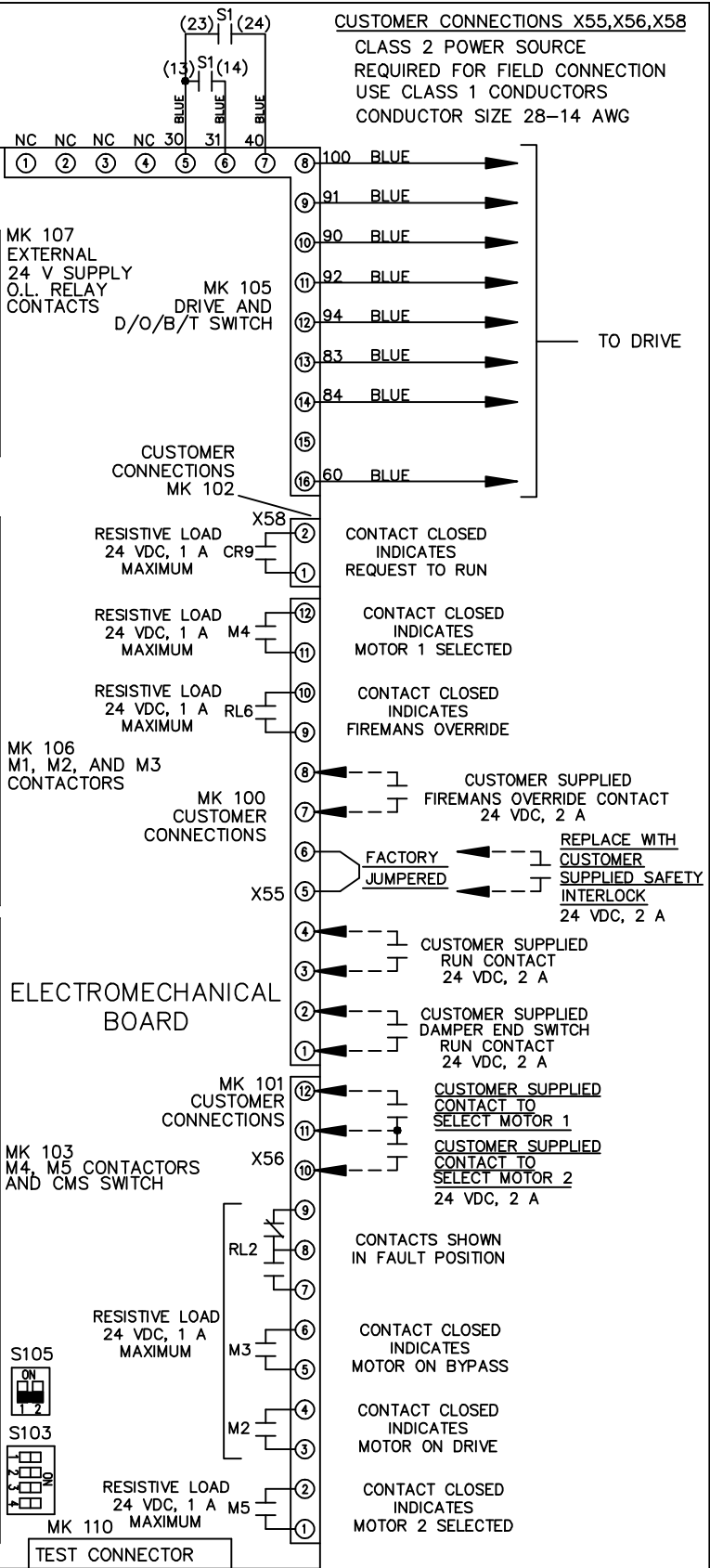

			-NOTICE-		DRN JNW 2/8/07		NAME230 VOLT,2C,CB ,DRIVE FUSE,EMB2,FRAME C2N12 ,NO REACTOR & DVDT,CMS		THE TRANE COMPANY A DIVISION OF AMERICAN STANDARD INC.	
A	SP08061	10/08	THIS DRAWING IS PROPRIETARY AND SHALL NOT BE COPIED OR ITS CONTENTS DISCLOSED TO OUTSIDE PARTIES WITHOUT THE WRITTEN CONSENT OF THE TRANE COMPANY			APR	MODEL	PAGE 1 OF 2	SIZE A	DWG NO. 174U6657
REV	ECN	DATE								

REV	ECON	DATE	DRN JNW	APR	MODEL	PAGE 2 OF 2	SIZE A	DWG NO.
A	SP08066	10/08	2/14/07			2	A	174U6657

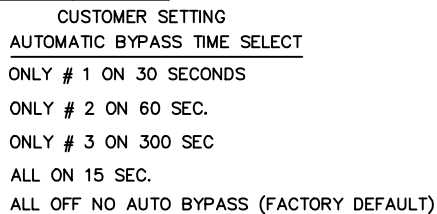
CONTACT	POSITION
13-14	DRIVE
23-24	DRIVE
	OFF
	BYPASS



CONTACT	POSITION
11-12	MOTOR 1
13-14	MOTOR 1
21-22	MOTOR 2
23-24	MOTOR 2



ELECTROMECHANICAL BOARD



NOTICE-

THIS DRAWING IS PROPRIETARY AND SHALL NOT BE COPIED OR ITS CONTENTS DISCLOSED TO OUTSIDE PARTIES WITHOUT THE WRITTEN CONSENT OF THE TRANE COMPANY

THE TRANE COMPANY  
A DIVISION OF  
AMERICAN STANDARD INC.