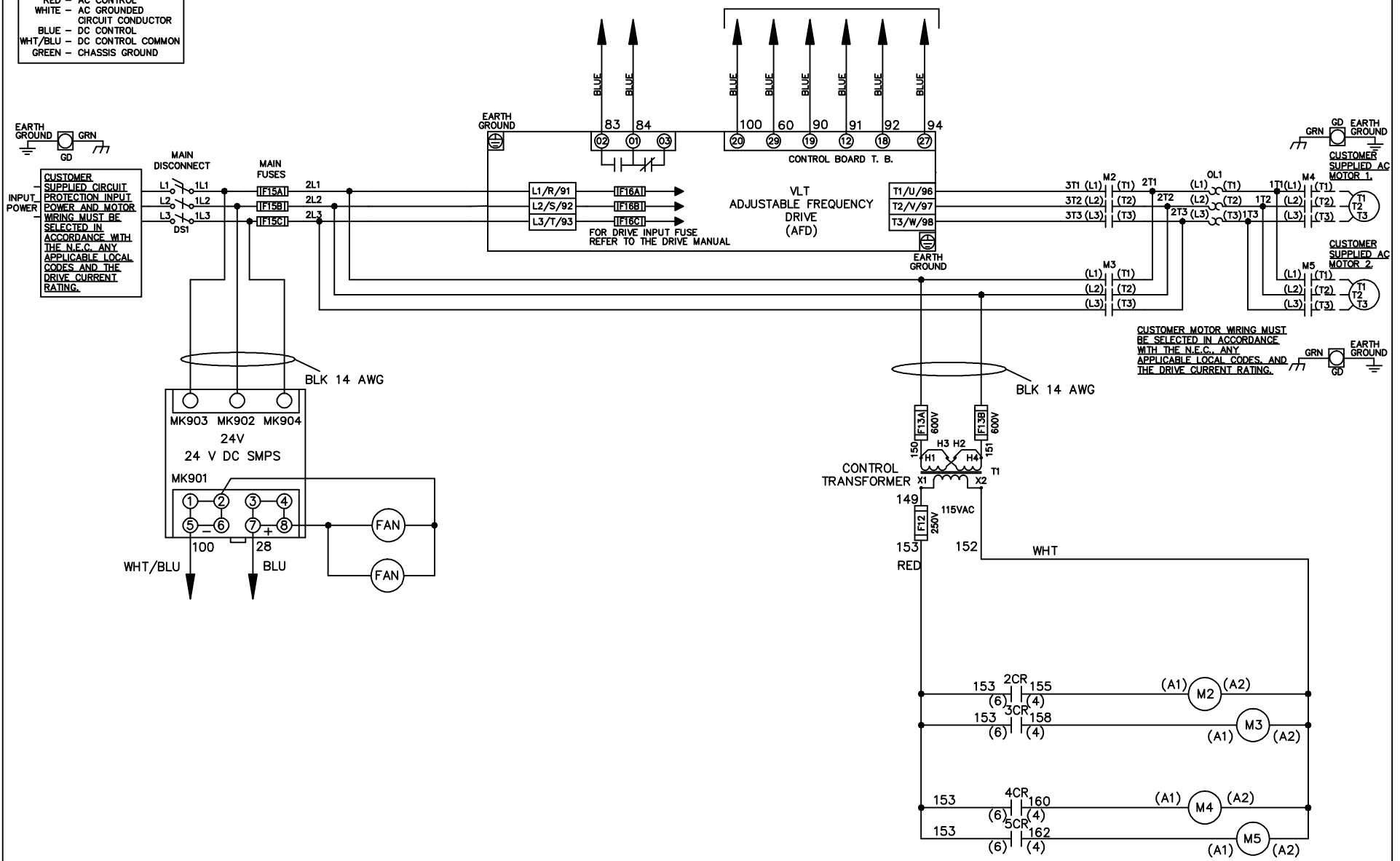


WIRE COLOR SCHEME
 BLACK - LINE VOLTAGE
 RED - AC CONTROL
 WHITE - AC GROUND
 BLUE - DC CONTROL
 WHT/BLU - DC CONTROL COMMON
 GREEN - CHASSIS GROUND

* ALL CONTROL WIRES ARE BLUE EXCEPT WHERE NOTED. TO ELECTROMECHANICAL RELAY BOARD



-NOTICE-

THIS DRAWING IS PROPRIETARY AND SHALL NOT BE COPIED OR ITS CONTENTS DISCLOSED TO OUTSIDE PARTIES WITHOUT THE WRITTEN CONSENT OF THE TRANE COMPANY

DRN JNW
2/8/07

NAME 230 VOLT, 2C, MAIN DISC
 , MAIN FUSE, EMB2, FRAME C2N12
 , NO REACTOR & DVDT, CMS

THE TRANE COMPANY
 A DIVISION OF
 AMERICAN STANDARD INC.

A	SP08061	10/08
REV	ECN	DATE

APR

MODEL

PAGE 1 OF 2

SIZE A

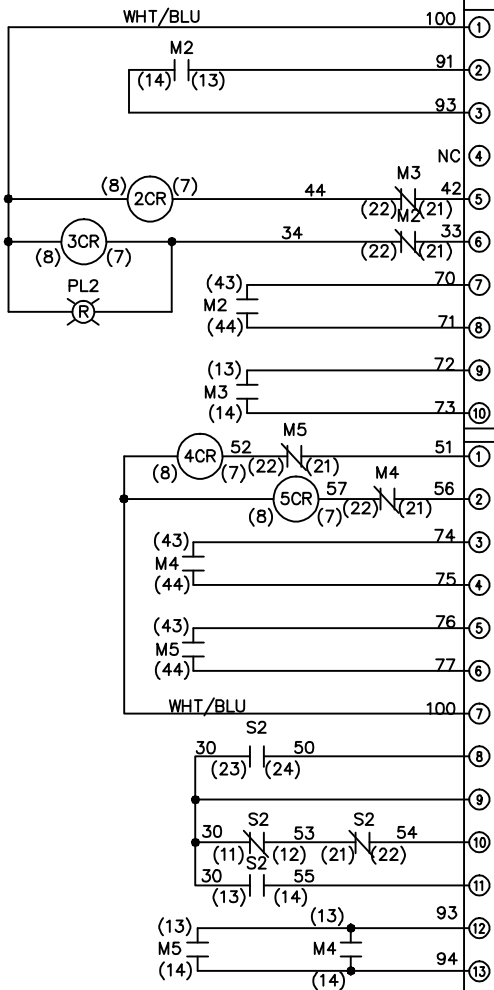
DWG NO.

174U6675

REV	A	ECON	DATE	DRN JNW	APR	MODEL	PAGE 2 OF 2	SIZE A	DWG NO.
	SP08066	10/08		2/14/07					174U6675
<p>THIS DRAWING IS PROPRIETARY AND SHALL NOT BE COPIED OR ITS CONTENTS DISCLOSED TO OUTSIDE PARTIES WITHOUT THE WRITTEN CONSENT OF THE TRANE COMPANY</p>									
<p>NAME 230 VOLT, 2C MAIN DISC MAIN FUSE, EMB2 FRAME C2N12 , NO REACTOR & DVRT, CMS</p>									
<p>THE TRANE COMPANY A DIVISION OF AMERICAN STANDARD INC.</p>									

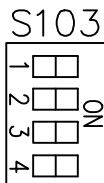

CONTACT SEQUENCE CHART FOR S1
X INDICATES CONTACT CLOSED

CONTACT	POSITION	DRIVE	OFF	BYPASS
13-14				X
23-24		X		

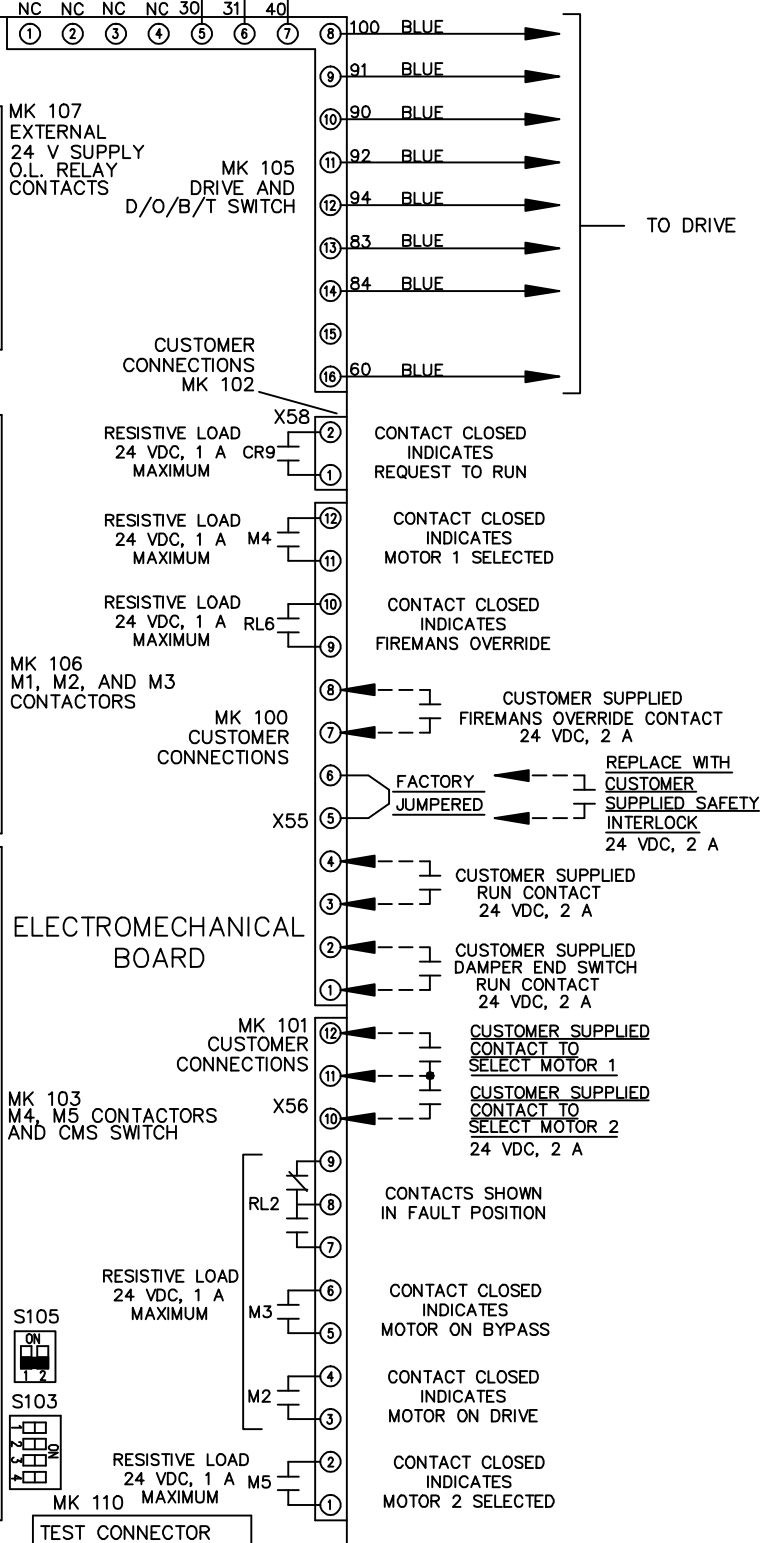


CONTACT SEQUENCE CHART FOR S2
X INDICATES CONTACT CLOSED

CONTACT	POSITION	MOTOR 1	AUTO	MOTOR 2
11-12		X	X	
13-14				X
21-22			X	
23-24		X		



CUSTOMER CONNECTIONS X55, X56, X58
CLASS 2 POWER SOURCE
REQUIRED FOR FIELD CONNECTION
USE CLASS 1 CONDUCTORS
CONDUCTOR SIZE 28-14 AWG



CUSTOMER SUPPLIED
FIREMANS OVERRIDE CONTACT
24 VDC, 2 A

REPLACE WITH
CUSTOMER
SUPPLIED SAFETY
INTERLOCK
24 VDC, 2 A

CUSTOMER SUPPLIED
RUN CONTACT
24 VDC, 2 A

CUSTOMER SUPPLIED
DAMPER END SWITCH
RUN CONTACT
24 VDC, 2 A

CUSTOMER SUPPLIED
CONTACT TO
SELECT MOTOR 1

CUSTOMER SUPPLIED
CONTACT TO
SELECT MOTOR 2
24 VDC, 2 A

CONTACTS SHOWN
IN FAULT POSITION

CONTACT CLOSED
INDICATES
MOTOR ON BYPASS

CONTACT CLOSED
INDICATES
MOTOR ON DRIVE

CONTACT CLOSED
INDICATES
MOTOR 2 SELECTED

CONTACT CLOSED
INDICATES
REQUEST TO RUN

CONTACT CLOSED
INDICATES
MOTOR 1 SELECTED

CONTACT CLOSED
INDICATES
FIREMANS OVERRIDE

CONTACT CLOSED
INDICATES
MOTOR ON BYPASS

CONTACT CLOSED
INDICATES
MOTOR ON DRIVE

CONTACT CLOSED
INDICATES
MOTOR 2 SELECTED

-NOTICE-