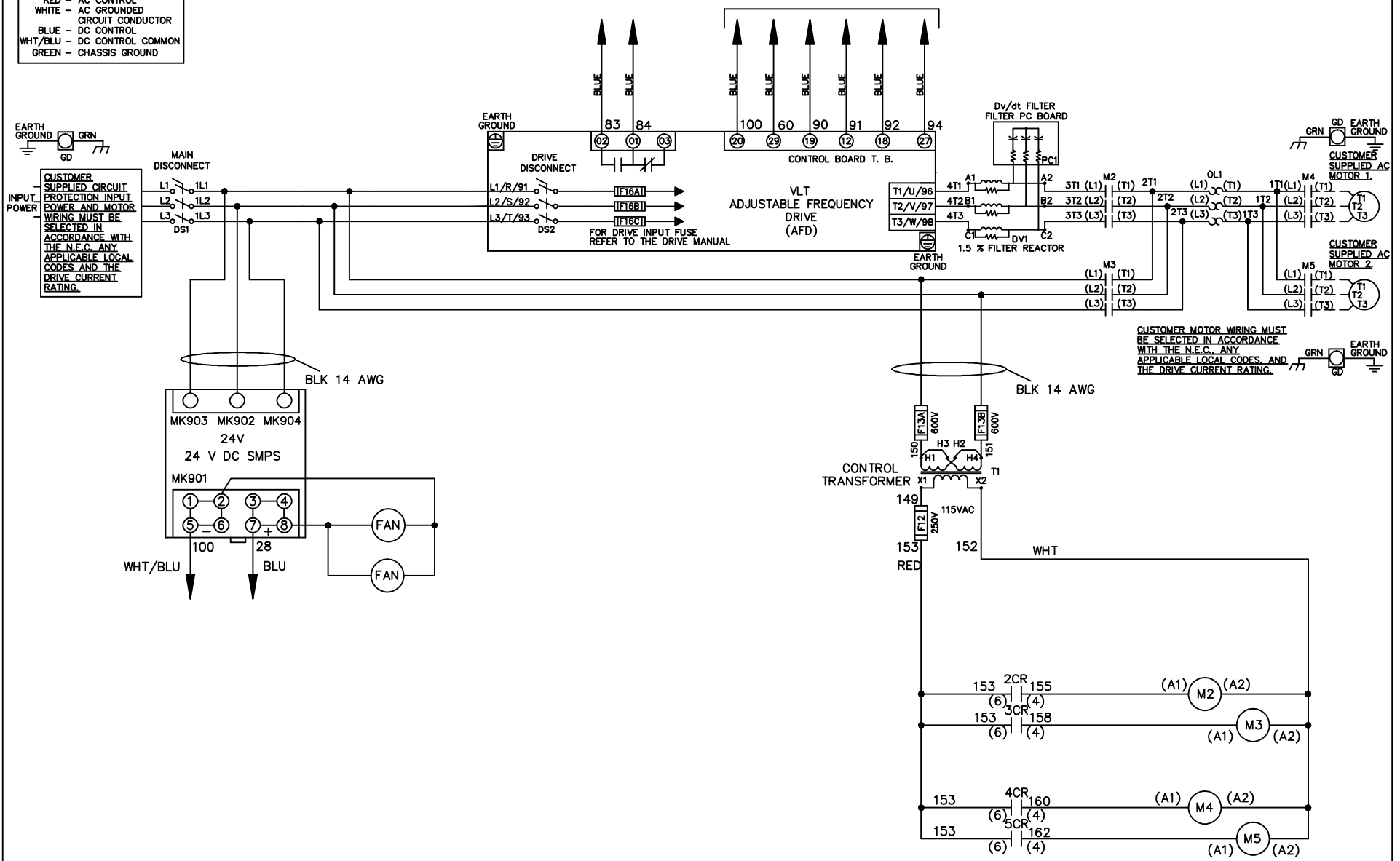


WIRE COLOR SCHEME
 BLACK - LINE VOLTAGE
 RED - AC CONTROL
 WHITE - AC GROUNDED
 WHITE - CIRCUIT CONDUCTOR
 BLUE - DC CONTROL
 WHT/BLU - DC CONTROL COMMON
 GREEN - CHASSIS GROUND

* ALL CONTROL WIRES ARE BLUE EXCEPT WHERE NOTED. TO ELECTROMECHANICAL RELAY BOARD



CUSTOMER MOTOR WIRING MUST BE SELECTED IN ACCORDANCE WITH THE N.E.C. ANY APPLICABLE LOCAL CODES, AND THE DRIVE CURRENT RATING.

-NOTICE-

THIS DRAWING IS PROPRIETARY AND SHALL NOT BE COPIED OR ITS CONTENTS DISCLOSED TO OUTSIDE PARTIES WITHOUT THE WRITTEN CONSENT OF THE TRANE COMPANY

DRN JNW
2/8/07

NAME 230 VOLT, 2C, MAIN & DRIVE DISC
 , DRIVE FUSE, EMB2, FRAME C2N12
 , DVDT, CMS

THE TRANE COMPANY
 A DIVISION OF
 AMERICAN STANDARD INC.

A	SP08061	10/08
REV	ECN	DATE

APR

MODEL

PAGE 1 OF 2

SIZE A

DWG NO.

174U6677

REV	A	ECON	DATE	DRN JNW	APR	MODEL	SIZE	DWG NO.
	SP08066	10/08		2/14/07			A	174U6677
THIS DRAWING IS PROPRIETARY AND SHALL NOT BE COPIED OR ITS CONTENTS DISCLOSED TO OUTSIDE PARTIES WITHOUT THE WRITTEN CONSENT OF THE TRANE COMPANY				NAME 230 VOLT, 2C MAIN & DRIVE DISC, DRIVE FUSE, EMB2, FRAME C2N12, DVDT, CMS			THE TRANE COMPANY A DIVISION OF AMERICAN STANDARD INC.	

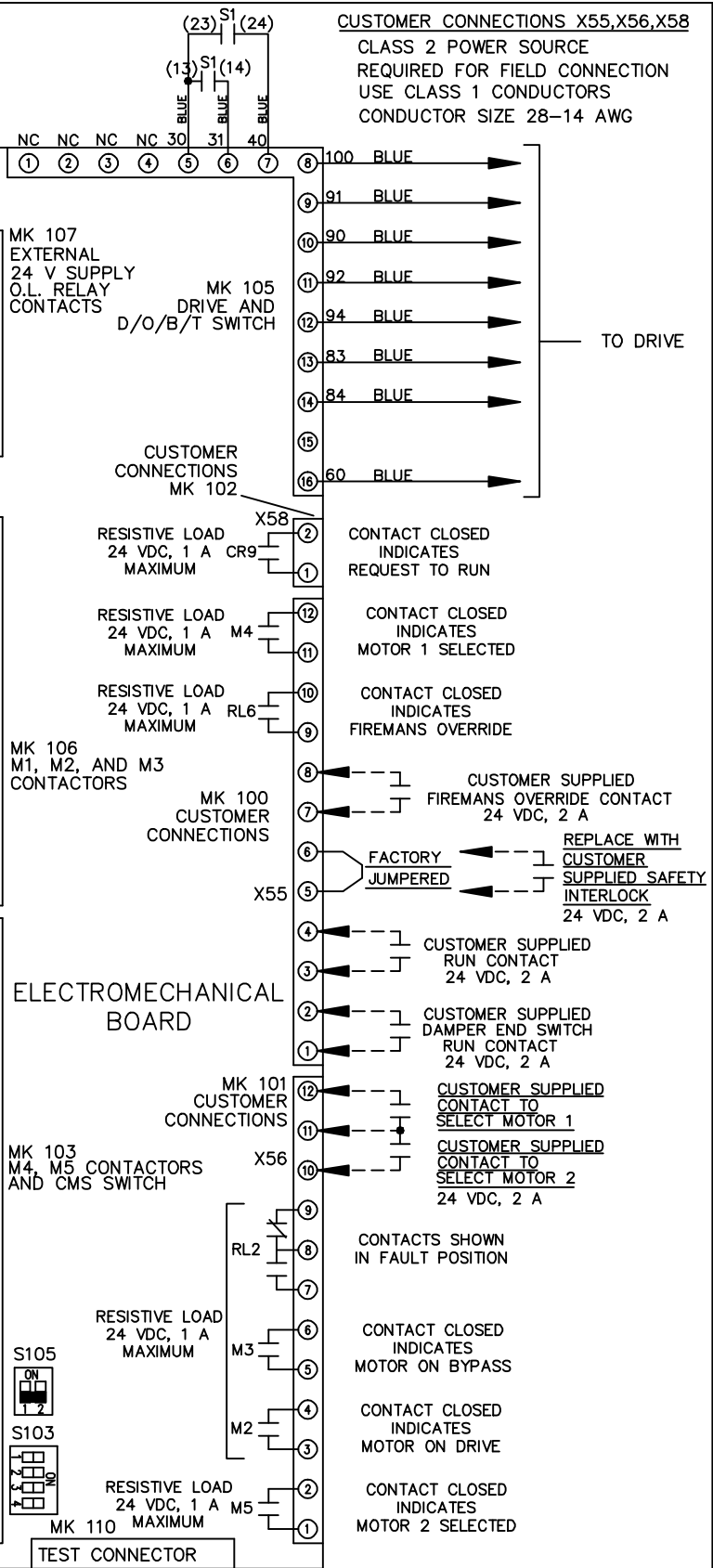
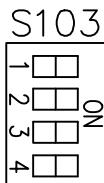
CONTACT SEQUENCE CHART FOR S1
X INDICATES CONTACT CLOSED

CONTACT	POSITION	DRIVE	OFF	BYPASS
13-14				
23-24		X		



CONTACT SEQUENCE CHART FOR S2
X INDICATES CONTACT CLOSED

CONTACT	POSITION	MOTOR 1	AUTO	MOTOR 2
11-12		X	X	
13-14				X
21-22			X	
23-24		X		



-NOTICE-

THIS DRAWING IS PROPRIETARY AND SHALL NOT BE COPIED OR ITS CONTENTS DISCLOSED TO OUTSIDE PARTIES WITHOUT THE WRITTEN CONSENT OF THE TRANE COMPANY

DRN JNW
2/14/07

APR

NAME 230 VOLT, 2C MAIN & DRIVE DISC, DRIVE FUSE, EMB2, FRAME C2N12, DVDT, CMS

PAGE 2 OF 2

SIZE A

DWG NO. 174U6677

THE TRANE COMPANY
A DIVISION OF AMERICAN STANDARD INC.