

-NOTICE-

THIS DRAWING IS PROPRIETARY AND SHALL NOT BE COPIED OR ITS CONTENTS DISCLOSED TO OUTSIDE PARTIES WITHOUT THE WRITTEN CONSENT OF THE TRANE COMPANY

DRN JNW  
2/8/07

APR

NAME 230 VOLT, 2C, MAIN DISC  
 , MAIN FUSE, EMB2, FRAME C2N12  
 , DVDT, DUAL MTR

MODEL

PAGE 1 OF 2

SIZE A

DWG NO.

174U6692

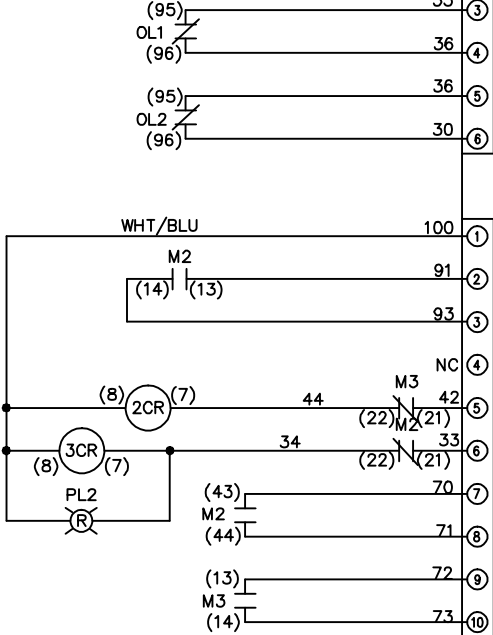
THE TRANE COMPANY  
 A DIVISION OF  
 AMERICAN STANDARD INC.

A	SP08061	10/08
REV	ECN	DATE

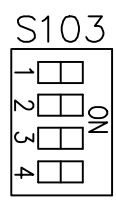
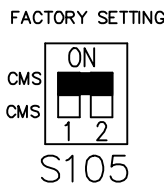
REV	ECON	DATE	DRN JNW	APR	MODEL	PAGE 2 OF 2	SIZE A	DWG NO.	174U6692
A	SP08066	10/08	2/14/07		NAME 230 VOLT, 2C MAIN DISC , MAIN FUSE, EMB2, FRAME C2N12 , DVD1, DUAL MTR				
<p style="text-align: center;">-NOTICE-</p> <p style="text-align: center;">THIS DRAWING IS PROPRIETARY AND SHALL NOT BE COPIED OR ITS CONTENTS DISCLOSED TO OUTSIDE PARTIES WITHOUT THE WRITTEN CONSENT OF THE TRANE COMPANY</p>									
<p style="text-align: right;">THE TRANE COMPANY A DIVISION OF AMERICAN STANDARD INC.</p>									

CONTACT SEQUENCE CHART FOR S1  
X INDICATES CONTACT CLOSED

POSITION	DRIVE	OFF	BYPASS
13-14			X
23-24	X		



CUSTOMER CONNECTIONS X55, X56, X58  
CLASS 2 POWER SOURCE  
REQUIRED FOR FIELD CONNECTION  
USE CLASS 1 CONDUCTORS  
CONDUCTOR SIZE 28-14 AWG



- ONLY # 1 ON 30 SECONDS
- ONLY # 2 ON 60 SEC.
- ONLY # 3 ON 300 SEC
- ALL ON 15 SEC.
- ALL OFF NO AUTO BYPASS (FACTORY DEFAULT)