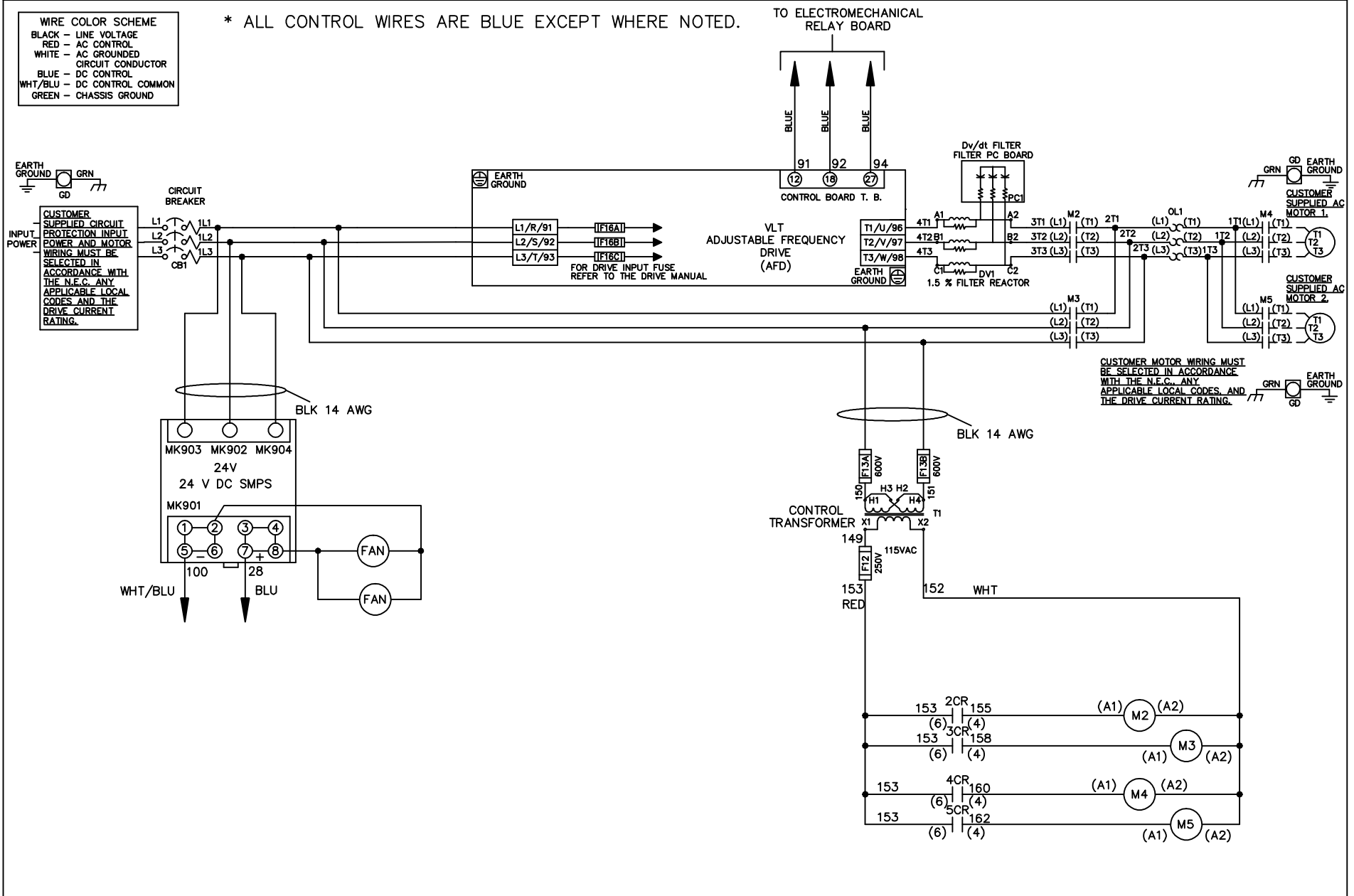


| WIRE COLOR SCHEME | |
|-------------------|---------------------|
| BLACK | - LINE VOLTAGE |
| RED | - AC CONTROL |
| WHITE | - AC GROUNDED |
| BLUE | - DC CONTROL |
| WHT/BLU | - DC CONTROL COMMON |
| GREEN | - CHASSIS GROUND |

* ALL CONTROL WIRES ARE BLUE EXCEPT WHERE NOTED.



| | | | | | | | | | | | |
|-----|---------|-------|---|--|--------------------|-----|---|-------------|--|---------|----------|
| | | | -NOTICE- | | DRN JNW 2/14/07 | | NAME230 VOLT,2C,CB ,DRIVE FUSE,EMB1,FRAME C2N12 ,DVDT,CMS | | THE TRANE COMPANY A DIVISION OF AMERICAN STANDARD INC. | | |
| A | SP08061 | 10/08 | THIS DRAWING IS PROPRIETARY AND SHALL NOT BE COPIED OR ITS CONTENTS DISCLOSED TO OUTSIDE PARTIES WITHOUT THE WRITTEN CONSENT OF THE TRANE COMPANY | | | APR | MODEL | PAGE 1 OF 2 | SIZE A | DWG NO. | 174U6734 |
| REV | ECN | DATE | | | | | | | | | |

| | | |
|-----|---------|-------|
| REV | ECN | DATE |
| A | SP08066 | 10/08 |

| CONTACT SEQUENCE CHART FOR S1 | | X INDICATES CONTACT CLOSED | |
|-------------------------------|---------|----------------------------|------------|
| POSITION | CONTACT | DRIVE | OFF BYPASS |
| 13-14 | | | X |
| 23-24 | | X | |

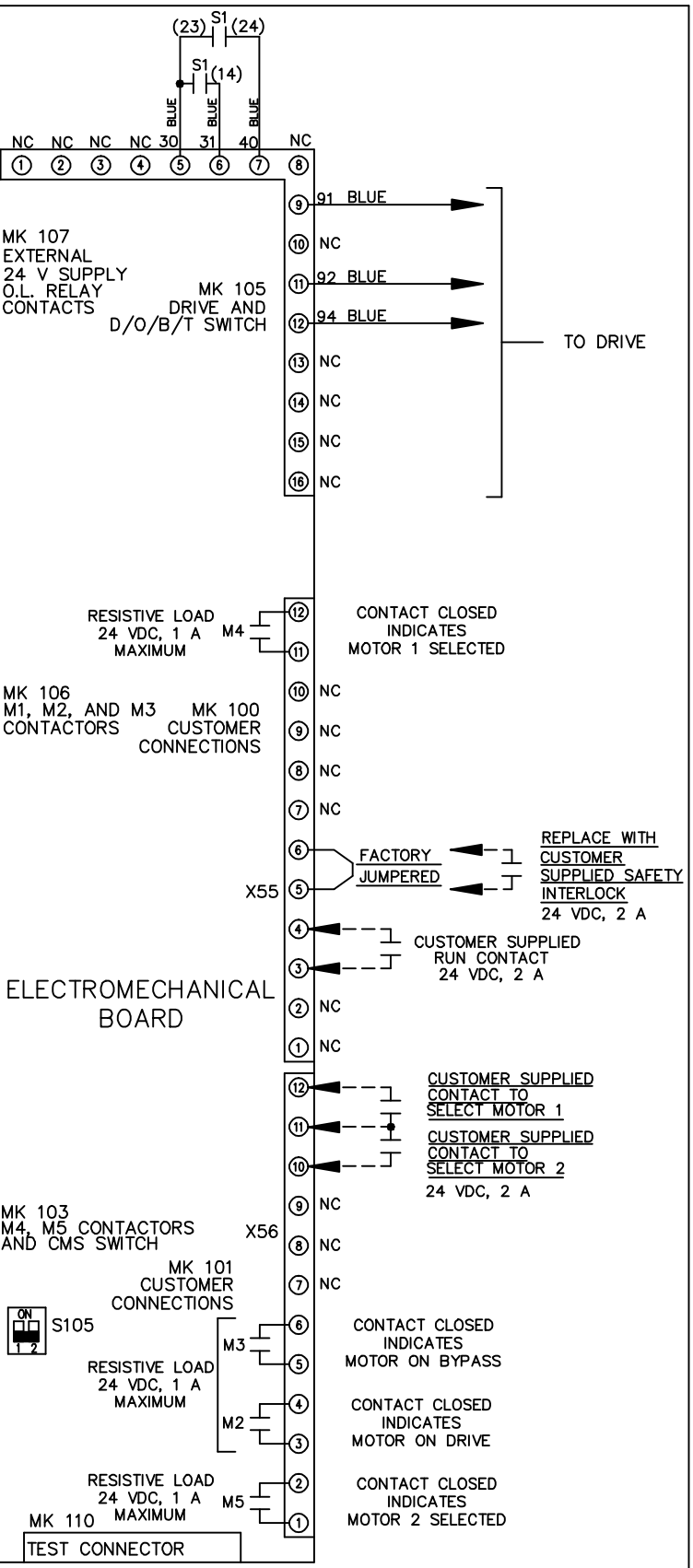
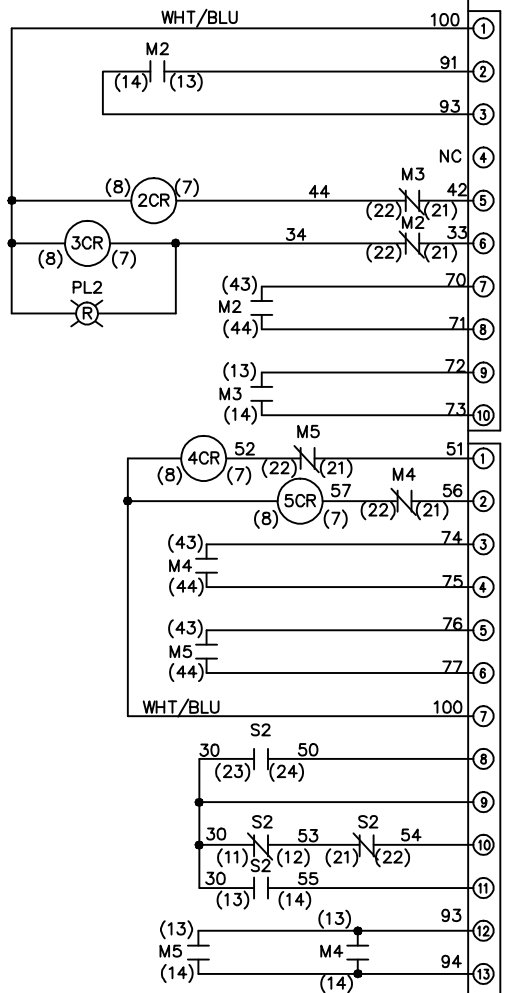
THIS DRAWING IS PROPRIETARY AND SHALL NOT BE COPIED OR ITS CONTENTS DISCLOSED TO OUTSIDE PARTIES WITHOUT THE WRITTEN CONSENT OF THE TRANE COMPANY

DRN JNW
2/14/07
APR

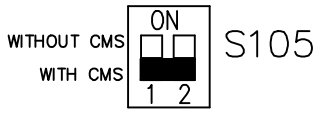
NAME 230 VOLT, 2C, CB
DRIVE FUSE, EMB1, FRAME C2N12
, DVD1, CMS

THE TRANE COMPANY
A DIVISION OF
AMERICAN STANDARD INC.

| CONTACT SEQUENCE CHART FOR S2 | | X INDICATES CONTACT CLOSED | |
|-------------------------------|---------|----------------------------|---------|
| POSITION | CONTACT | MOTOR 1 | MOTOR 2 |
| 11-12 | | X | |
| 13-14 | | | X |
| 21-22 | | X | |
| 23-24 | | | X |



FACTORY SETTING



CUSTOMER CONNECTIONS X55, X56
CLASS 2 POWER SOURCE
REQUIRED FOR FIELD CONNECTION
USE CLASS 1 CONDUCTORS
CONDUCTOR SIZE 28-14 AWG