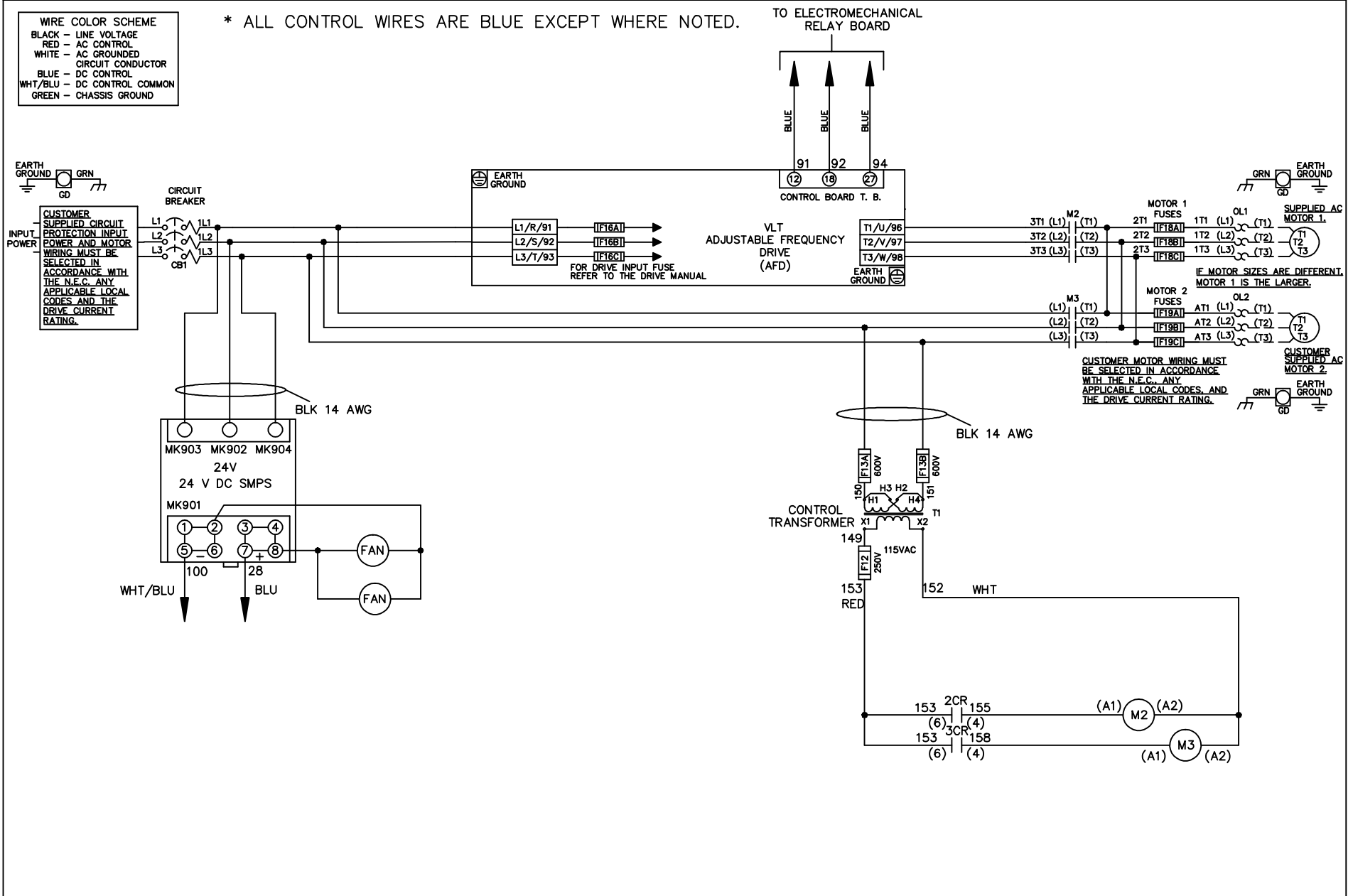


WIRE COLOR SCHEME	
BLACK	- LINE VOLTAGE
RED	- AC CONTROL
WHITE	- AC GROUNDED
	- CIRCUIT CONDUCTOR
BLUE	- DC CONTROL
WHT/BLU	- DC CONTROL COMMON
GREEN	- CHASSIS GROUND

\* ALL CONTROL WIRES ARE BLUE EXCEPT WHERE NOTED.



			-NOTICE-		DRN JNW 2/14/07		NAME230 VOLT,2C,CB ,DRIVE FUSE,EMB1,FRAME C2N12 ,NO REACTOR & DVDT,DUAL MTR			THE TRANE COMPANY A DIVISION OF AMERICAN STANDARD INC.	
A	SP08061	10/08	THIS DRAWING IS PROPRIETARY AND SHALL NOT BE COPIED OR ITS CONTENTS DISCLOSED TO OUTSIDE PARTIES WITHOUT THE WRITTEN CONSENT OF THE TRANE COMPANY			APR	MODEL	PAGE 1 OF 2	SIZE A	DWG NO.	174U6762
REV	ECN	DATE									

REV	ECN	DATE
A	SP08066	10/08

CONTACT SEQUENCE CHART FOR S1  
X INDICATES CONTACT CLOSED

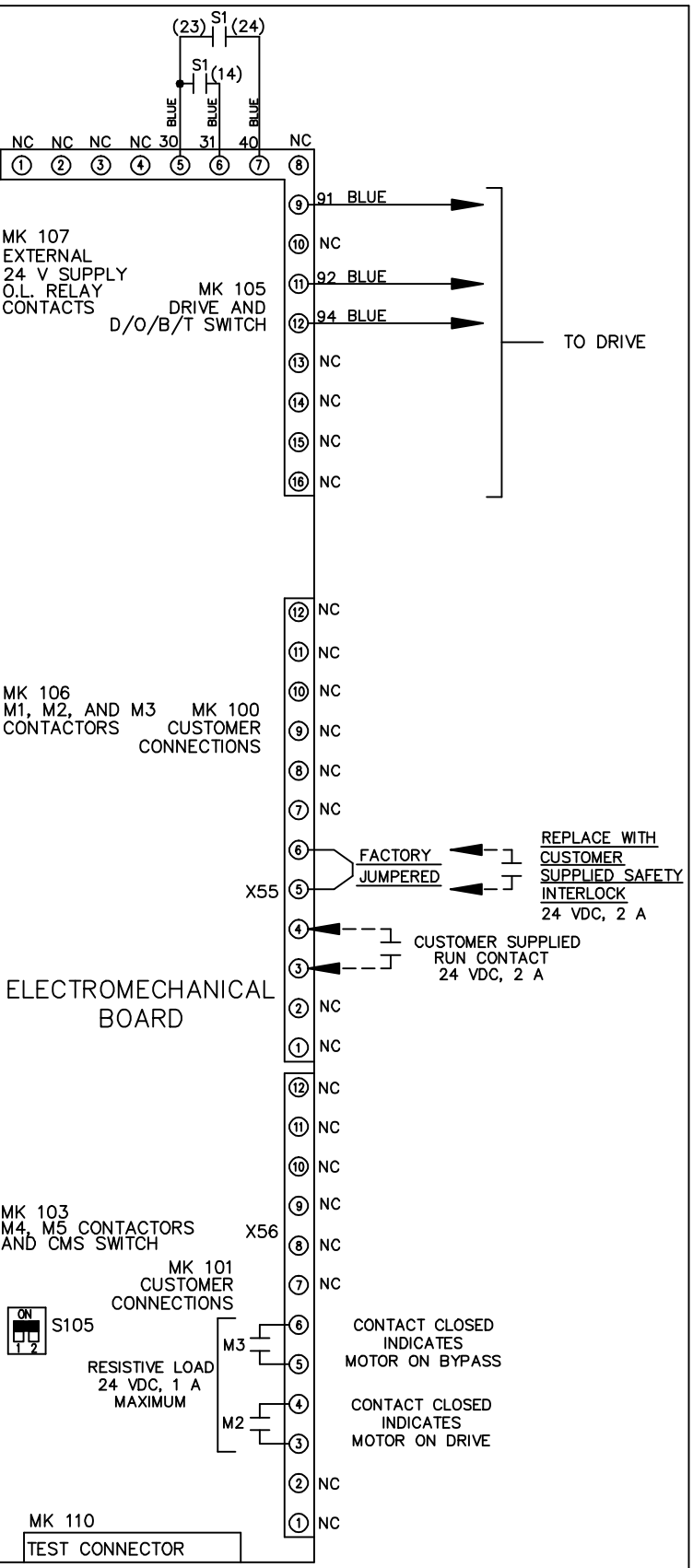
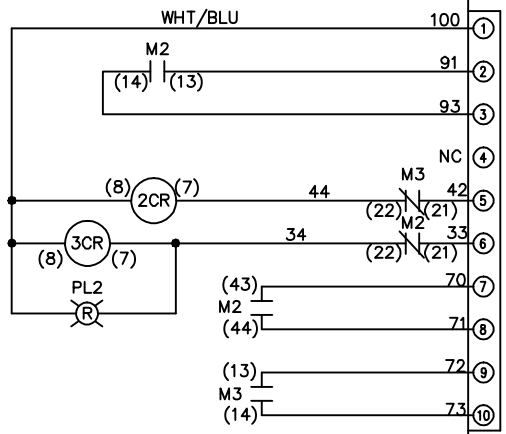
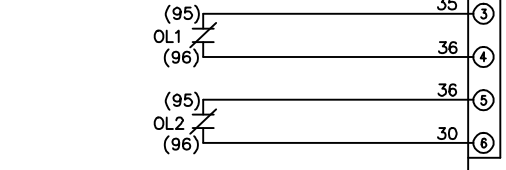
POSITION	DRIVE	OFF	BYPASS
CONTACT			
13-14			X
23-24	X		

THIS DRAWING IS PROPRIETARY AND SHALL NOT BE COPIED OR ITS CONTENTS DISCLOSED TO OUTSIDE PARTIES WITHOUT THE WRITTEN CONSENT OF THE TRANE COMPANY

DRN JNW  
2/14/07  
APR

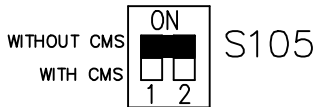
NAME 230 VOLT, 2C, CB  
DRIVE FUSE, EMB1, FRAME C2N12  
NO REACTOR & DVDI, DUAL MTR

MODEL  
PAGE 2 OF 2  
SIZE A  
DWG NO. 174U6762



ELECTROMECHANICAL BOARD

FACTORY SETTING



CUSTOMER CONNECTIONS X55, X56  
CLASS 2 POWER SOURCE  
REQUIRED FOR FIELD CONNECTION  
USE CLASS 1 CONDUCTORS  
CONDUCTOR SIZE 28-14 AWG

THE TRANE COMPANY  
A DIVISION OF  
AMERICAN STANDARD INC.