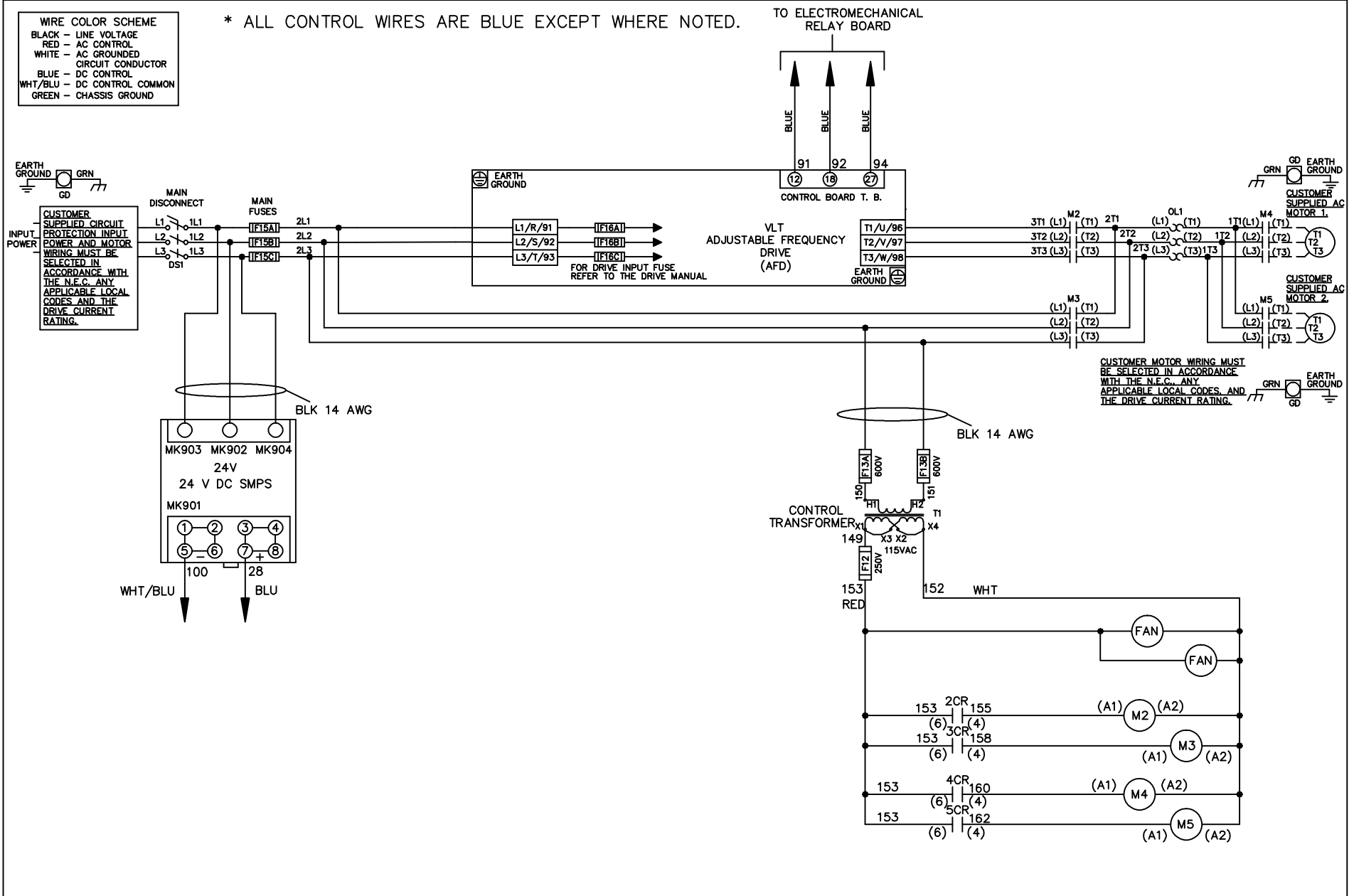


WIRE COLOR SCHEME	
BLACK	- LINE VOLTAGE
RED	- AC CONTROL
WHITE	- AC GROUNDED
	- CIRCUIT CONDUCTOR
BLUE	- DC CONTROL
WHT/BLU	- DC CONTROL COMMON
GREEN	- CHASSIS GROUND

* ALL CONTROL WIRES ARE BLUE EXCEPT WHERE NOTED.



-NOTICE-

THIS DRAWING IS PROPRIETARY AND SHALL NOT BE COPIED OR ITS CONTENTS DISCLOSED TO OUTSIDE PARTIES WITHOUT THE WRITTEN CONSENT OF THE TRANE COMPANY

DRN JNW
2/14/07

APR

NAME600 VOLT,2C,MAIN DISC
,MAIN FUSE,EMB1,FRAME D1-D2
,NO REACTOR & DVDT,CMS

MODEL

PAGE 1 OF 2

SIZE A

DWG NO.

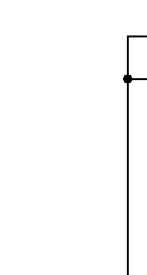
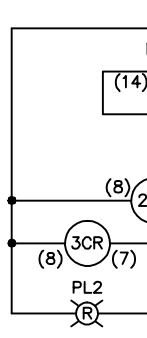
THE TRANE COMPANY
A DIVISION OF
AMERICAN STANDARD INC.

174U7689

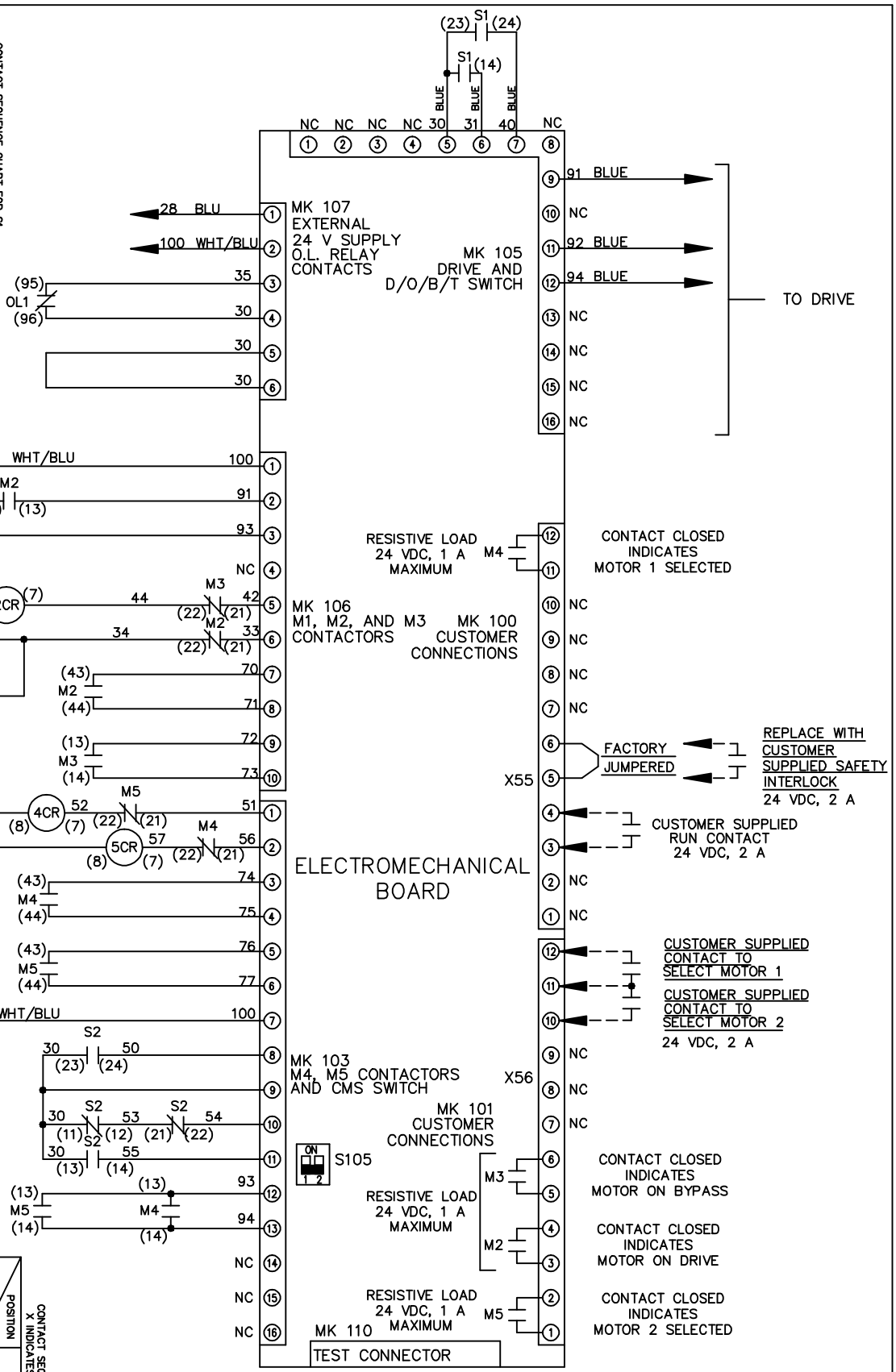
A	SP08061	10/08
REV	ECN	DATE

REV	ECN	DATE
A	SP08066	10/08

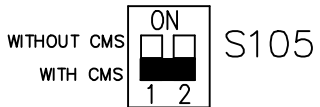
CONTACT SEQUENCE CHART FOR S1		X INDICATES CONTACT CLOSED	
POSITION	CONTACT	DRIVE	OFF BYPASS
13-14			X
23-24		X	



CONTACT SEQUENCE CHART FOR S2		X INDICATES CONTACT CLOSED	
POSITION	CONTACT	MOTOR 1	MOTOR 2
11-12		X	
13-14			X
21-22		X	
23-24			X



FACTORY SETTING



CUSTOMER CONNECTIONS X55, X56
 CLASS 2 POWER SOURCE
 REQUIRED FOR FIELD CONNECTION
 USE CLASS 1 CONDUCTORS
 CONDUCTOR SIZE 28-14 AWG

-NOTICE-

THIS DRAWING IS PROPRIETARY AND SHALL NOT BE COPIED OR ITS CONTENTS DISCLOSED TO OUTSIDE PARTIES WITHOUT THE WRITTEN CONSENT OF THE TRANE COMPANY

NAME 600 VOLT, 2C, MAIN DISC

, MAIN FUSE, EMB1, FRAME D1-D2
 , NO REACTOR & DVDI, CMS

THE TRANE COMPANY
 A DIVISION OF
 AMERICAN STANDARD INC.

DRN JNW
 2/14/07

APR

MODEL

PAGE 2 OF 2

SIZE A

DWG NO.

174U7689