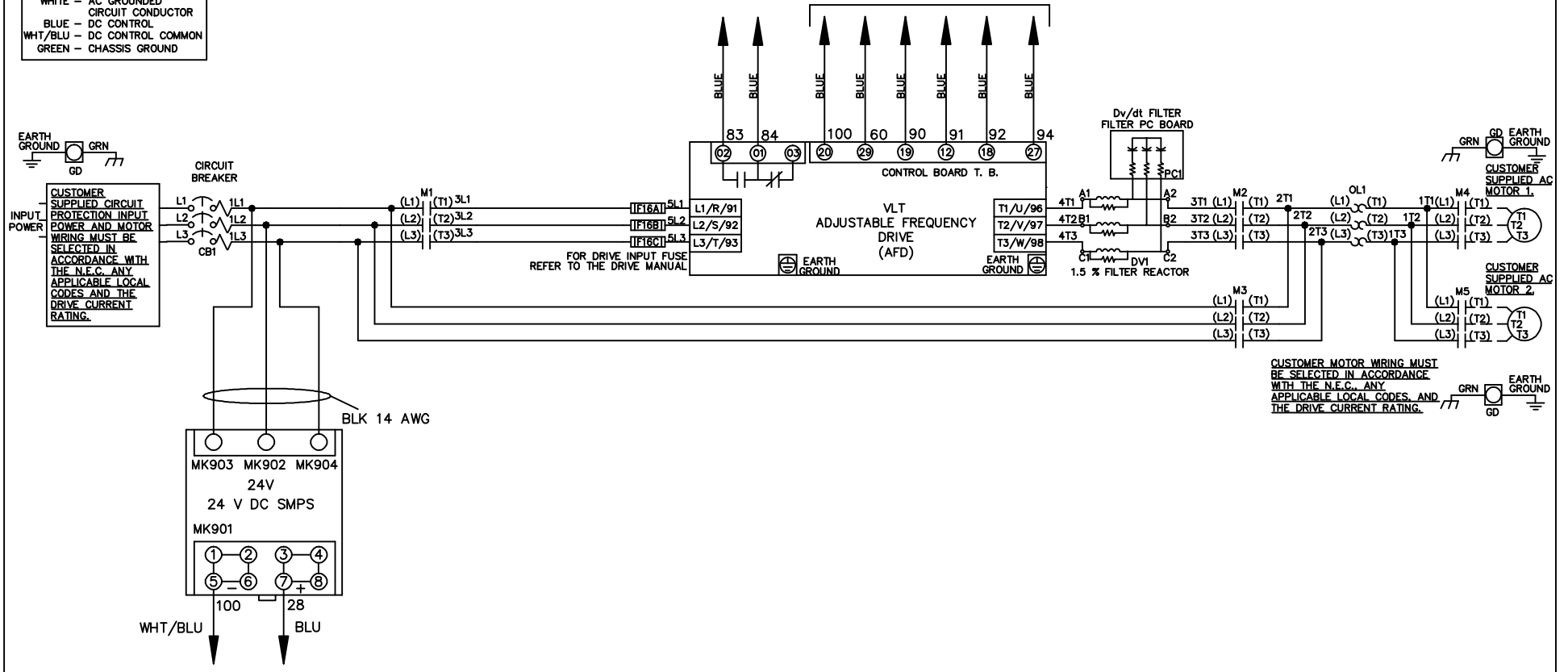


WIRE COLOR SCHEME
 BLACK - LINE VOLTAGE
 RED - AC CONTROL
 WHITE - AC GROUNDED
 CIRCUIT CONDUCTOR
 BLUE - DC CONTROL
 WHT/BLU - DC CONTROL COMMON
 GREEN - CHASSIS GROUND

* ALL CONTROL WIRES ARE BLUE EXCEPT WHERE NOTED. TO ELECTROMECHANICAL RELAY BOARD



CUSTOMER MOTOR WIRING MUST BE SELECTED IN ACCORDANCE WITH THE N.E.C. ANY APPLICABLE LOCAL CODES AND THE DRIVE CURRENT RATING.

REV	ECN	DATE
A	SP08061	10/08

-NOTICE-
 THIS DRAWING IS PROPRIETARY AND SHALL NOT BE COPIED OR ITS CONTENTS DISCLOSED TO OUTSIDE PARTIES WITHOUT THE WRITTEN CONSENT OF THE TRANE COMPANY

DRN JNW
 2/14/07
 APR

NAME 208-600VOLT,3C,CB
 ,DRIVE FUSE,EMB2,FRAME A2-A3
 ,DVDT,CMS
 MODEL

THE TRANE COMPANY
 A DIVISION OF
 AMERICAN STANDARD INC.
 PAGE 1 OF 2
 SIZE A
 DWG NO. 174U7752

REV	ECN	DATE			
A	SP08066	10/08			

-NOTICE-

THIS DRAWING IS PROPRIETARY AND SHALL NOT BE COPIED OR ITS CONTENTS DISCLOSED TO OUTSIDE PARTIES WITHOUT THE WRITTEN CONSENT OF THE TRANE COMPANY

DRN	JNW	2/14/07
APR		

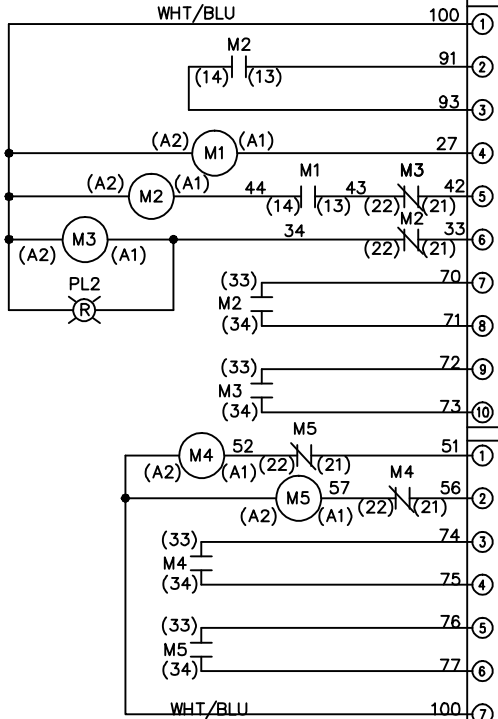
NAME 208-600VOLT,3C,CB
DRIVE FUSE,EMB2,FRAME A2-A3
D,VDI,CMS

PAGE 2 OF 2 SIZE A DWG NO. 174U7752

THE TRANE COMPANY
A DIVISION OF
AMERICAN STANDARD INC.

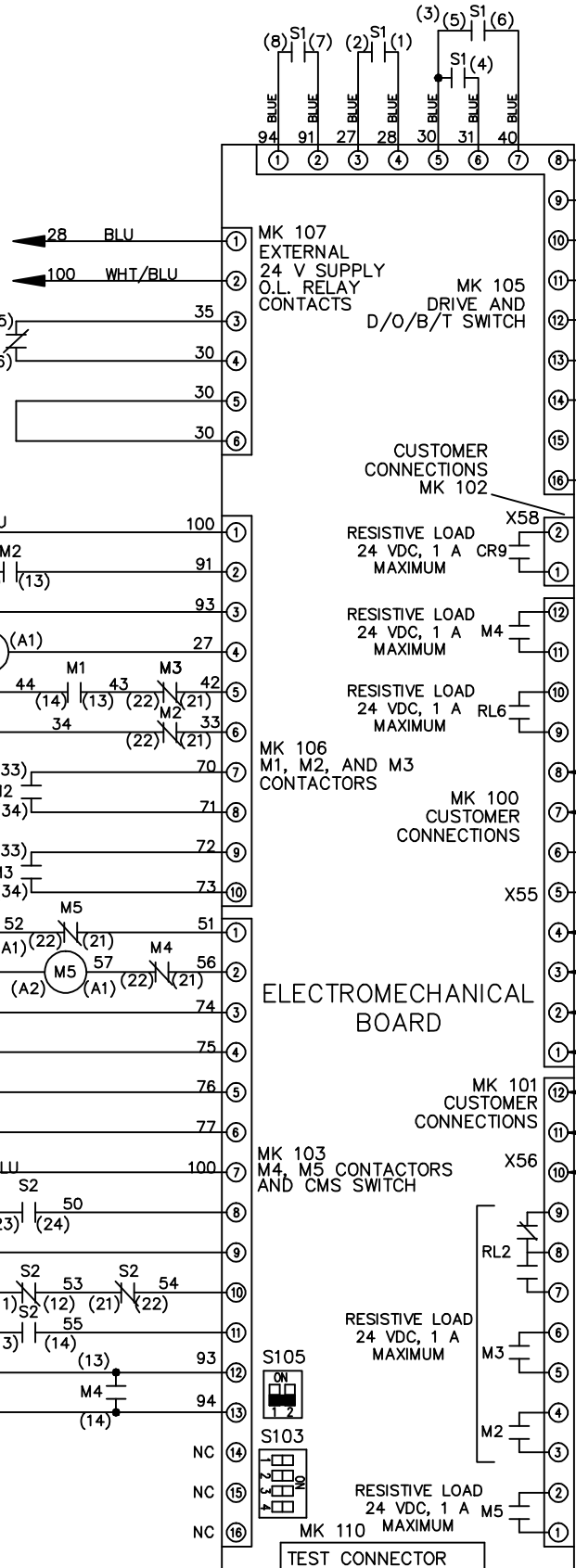
CONTACT SEQUENCE CHART FOR S1
X INDICATES CONTACT CLOSED

CONTACT	POSITION	DRIVE	OFF	BYPASS	TEST
1-2		X			X
3-4				X	X
5-6		X			X
7-8					X

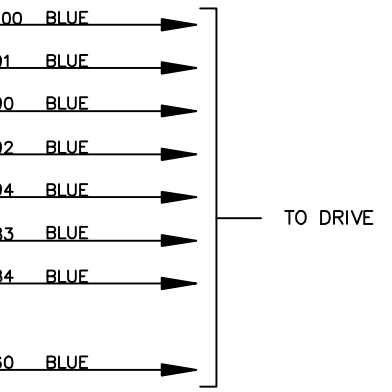


CONTACT SEQUENCE CHART FOR S2
X INDICATES CONTACT CLOSED

CONTACT	POSITION	MOTOR 1	AUTO	MOTOR 2
11-12		X	X	
13-14			X	X
21-22			X	X
23-24		X		



CUSTOMER CONNECTIONS X55,X56,X58
CLASS 2 POWER SOURCE
REQUIRED FOR FIELD CONNECTION
USE CLASS 1 CONDUCTORS
CONDUCTOR SIZE 28-14 AWG



- CONTACT CLOSED INDICATES REQUEST TO RUN
- CONTACT CLOSED INDICATES MOTOR 1 SELECTED
- CONTACT CLOSED INDICATES FIREMANS OVERRIDE
- CUSTOMER SUPPLIED FIREMANS OVERRIDE CONTACT 24 VDC, 2 A
- REPLACE WITH CUSTOMER SUPPLIED SAFETY INTERLOCK 24 VDC, 2 A
- CUSTOMER SUPPLIED RUN CONTACT 24 VDC, 2 A
- CUSTOMER SUPPLIED DAMPER END SWITCH RUN CONTACT 24 VDC, 2 A
- CUSTOMER SUPPLIED CONTACT TO SELECT MOTOR 1
- CUSTOMER SUPPLIED CONTACT TO SELECT MOTOR 2 24 VDC, 2 A

