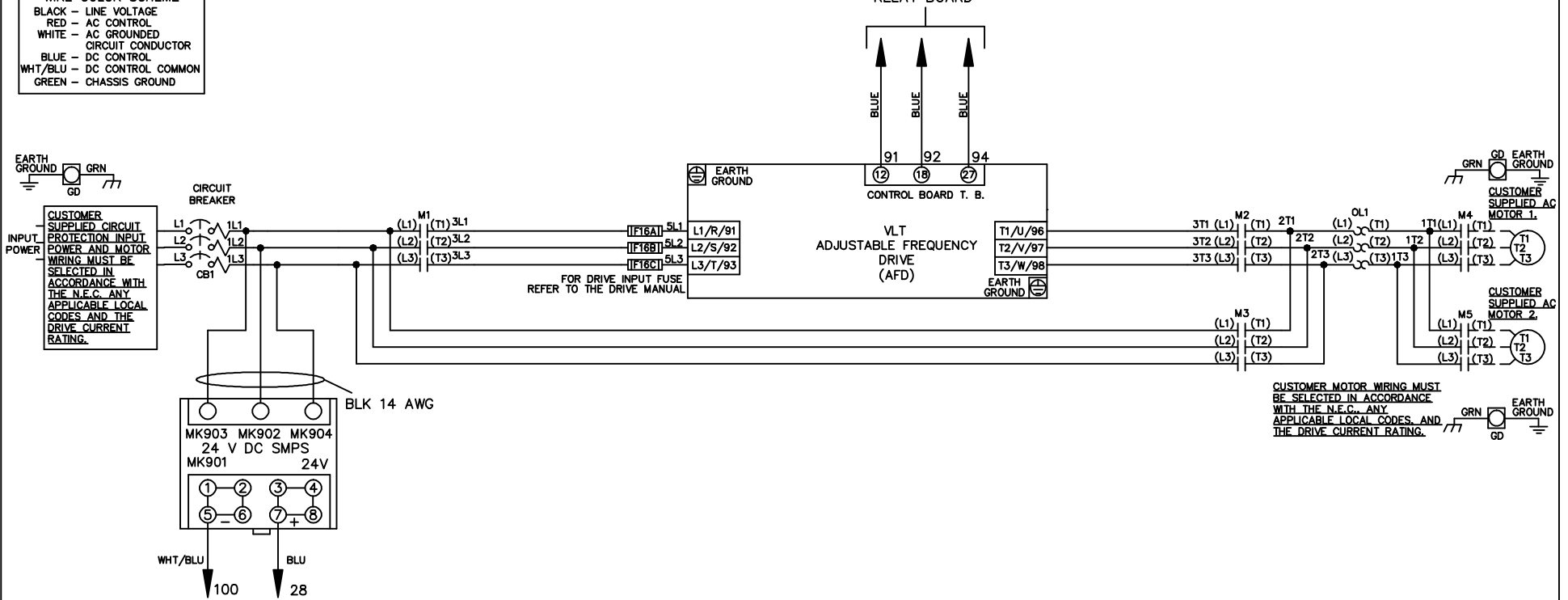


| WIRE COLOR SCHEME | |
|-------------------|---------------------|
| BLACK | - LINE VOLTAGE |
| RED | - AC CONTROL |
| WHITE | - AC GROUNDED |
| BLUE | - DC CONTROL |
| WHT/BLU | - DC CONTROL COMMON |
| GREEN | - CHASSIS GROUND |

* ALL CONTROL WIRES ARE BLUE EXCEPT WHERE NOTED. TO ELECTROMECHANICAL RELAY BOARD



CUSTOMER MOTOR WIRING MUST BE SELECTED IN ACCORDANCE WITH THE N.E.C. ANY APPLICABLE LOCAL CODES AND THE DRIVE CURRENT RATING.

| | | | | | | | | | | |
|-----|---------|-------|---|--|--------------------|-------|---|--------|--|----------|
| | | | -NOTICE- | | DRN JNW 2/14/07 | | NAME 208-600VOLT, 3C, CB , DRIVE FUSE, EMB1, FRAME A2-A3 , NO REACTOR & DVD, T, CMS | | THE TRANE COMPANY A DIVISION OF AMERICAN STANDARD INC. | |
| A | SP08061 | 10/08 | THIS DRAWING IS PROPRIETARY AND SHALL NOT BE COPIED OR ITS CONTENTS DISCLOSED TO OUTSIDE PARTIES WITHOUT THE WRITTEN CONSENT OF THE TRANE COMPANY | | APR | MODEL | PAGE 1 OF 2 | SIZE A | DWG NO. | 174U7757 |
| REV | ECN | DATE | | | | | | | | |

| | | |
|-----|---------|-------|
| REV | ECN | DATE |
| A | SP08066 | 10/08 |

CONTACT SEQUENCE CHART FOR S1
X INDICATES CONTACT CLOSED

| CONTACT | POSITION | DRIVE | OFF | BYPASS | TEST |
|---------|----------|-------|-----|--------|------|
| 1-2 | | X | | | |
| 3-4 | | | | X | |
| 5-6 | | X | | | |
| 7-8 | | | | | X |

NOTICE--
THIS DRAWING IS PROPRIETARY AND SHALL NOT BE COPIED OR ITS CONTENTS DISCLOSED TO OUTSIDE PARTIES WITHOUT THE WRITTEN CONSENT OF THE TRANE COMPANY

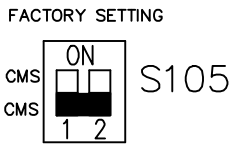
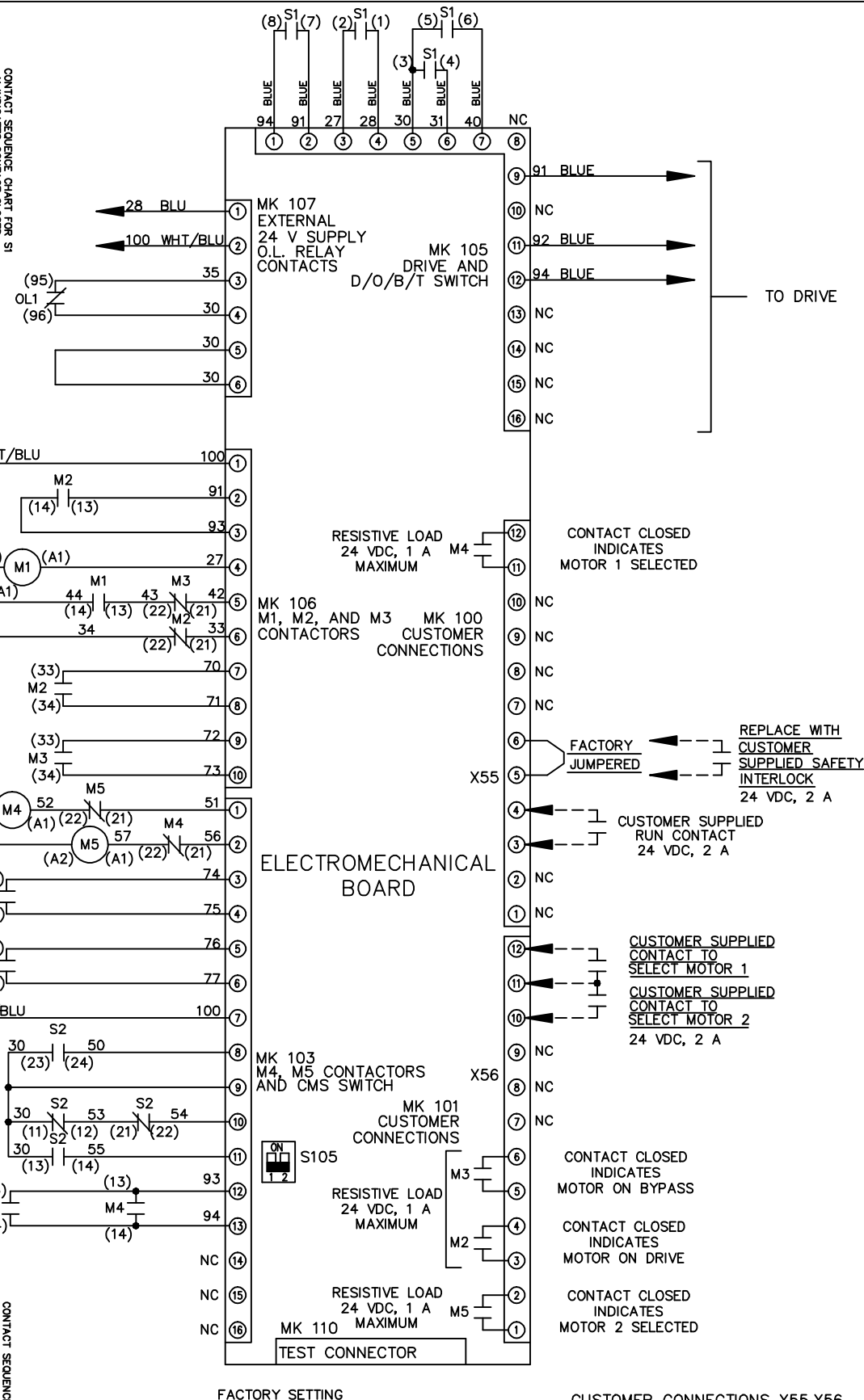
DRN JNW
2/14/07
APR

NAME 208-600VOLT, 3C, CB
DRIVE FUSE, EMB1, FRAME A2-A3
NO REACTOR & DVDI, CMS

MODEL
PAGE 2 OF 2
SIZE A
DWG NO. 174U7757
THE TRANE COMPANY
A DIVISION OF
AMERICAN STANDARD INC.

CONTACT SEQUENCE CHART FOR S2
X INDICATES CONTACT CLOSED

| CONTACT | POSITION | MOTOR 1 | AUTO | MOTOR 2 |
|---------|----------|---------|------|---------|
| 11-12 | | X | | |
| 13-14 | | | X | |
| 21-22 | | | | X |
| 23-24 | | X | | |



CUSTOMER CONNECTIONS X55, X56
CLASS 2 POWER SOURCE
REQUIRED FOR FIELD CONNECTION
USE CLASS 1 CONDUCTORS
CONDUCTOR SIZE 28-14 AWG