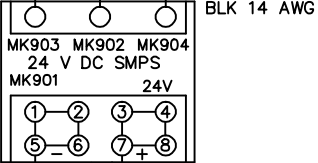
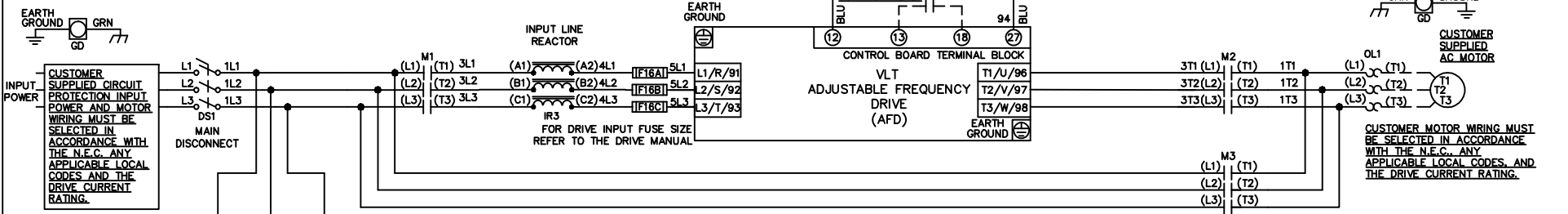


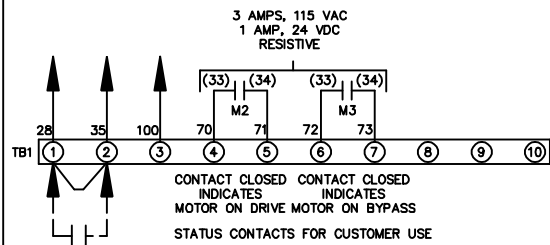
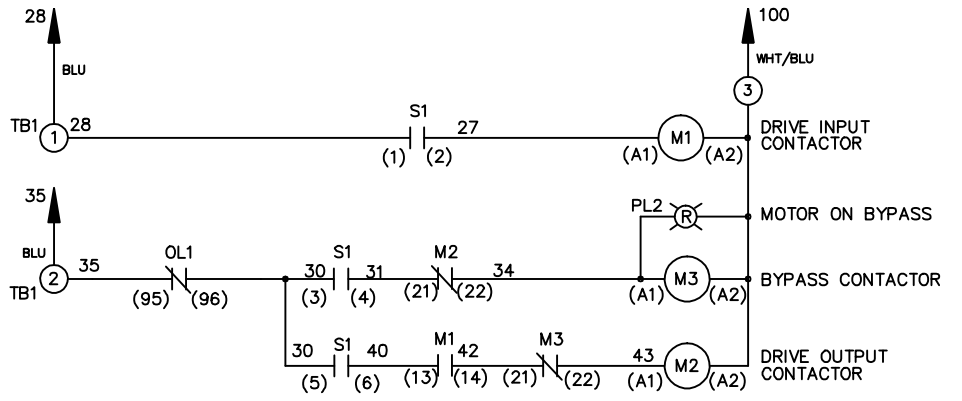
WIRE COLOR SCHEME
 BLACK - LINE VOLTAGE
 RED - AC CONTROL
 WHITE - AC GROUNDED
 BLUE - DC CONTROL
 WHT/BLU - DC CONTROL COMMON
 GREEN - CHASSIS GROUND

* ALL CONTROL WIRES ARE BLUE EXCEPT WHERE NOTED.



CONTACT SEQUENCE CHART FOR S1
 X INDICATES CONTACT CLOSED

| POSITION | DRIVE | OFF | BYPASS | TEST |
|----------|-------|-----|--------|------|
| 1-2 | X | | | X |
| 3-4 | | | X | X |
| 5-6 | X | | | |
| 7-8 | | | | X |



CUSTOMER SUPPLIED SAFETY INTERLOCK, FACTORY JUMPERED 24 VDC, 2 A

WARNING DO NOT CONNECT ANY EXTERNAL DEVICES TO 28, 35, AND 100

| | | | | | | | | | | |
|-----|---------|-------|---------------------------------------------------------------------------------------------------------------------------------------------------|--|-------------------|-----|--------------------------------------------------------------------------------------------|-------------|--------------------------------------------------------------|----------|
| | | | -NOTICE- | | DRNJNW 2/14/07 | | NAME 208-600VOLT, 3C, MAIN DISC , DRIVE FUSE, EMB, FRAME A2-A3 , REACTOR, SINGLE MTR | | THE TRANE COMPANY A DIVISION OF AMERICAN STANDARD INC. | |
| A | SP08061 | 10/08 | THIS DRAWING IS PROPRIETARY AND SHALL NOT BE COPIED OR ITS CONTENTS DISCLOSED TO OUTSIDE PARTIES WITHOUT THE WRITTEN CONSENT OF THE TRANE COMPANY | | | APR | MODEL | PAGE 1 OF 1 | SIZE A | DWG NO. |
| REV | ECN | DATE | | | | | | | | 174U7802 |