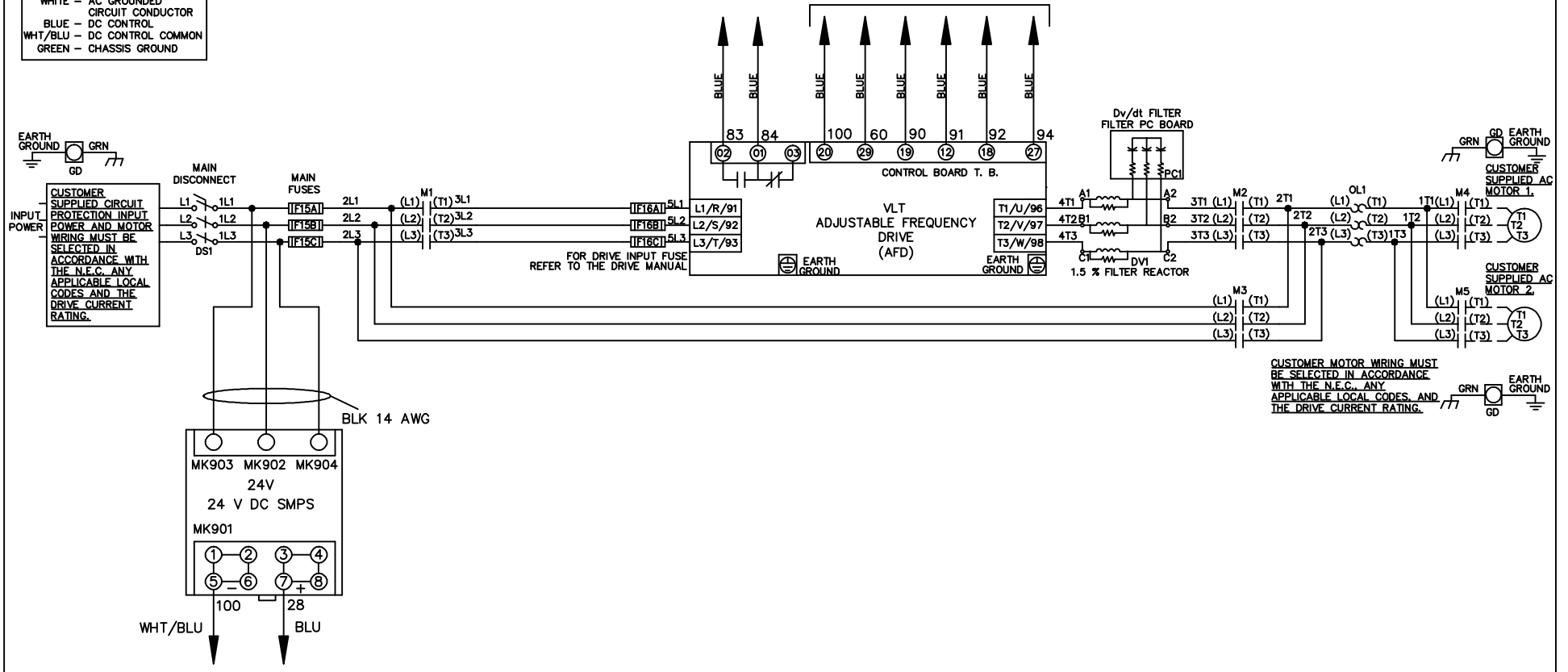


WIRE COLOR SCHEME
 BLACK - LINE VOLTAGE
 RED - AC CONTROL
 WHITE - AC GROUNDED
 CIRCUIT CONDUCTOR
 BLUE - DC CONTROL
 WHIT/BLU - DC CONTROL COMMON
 GREEN - CHASSIS GROUND

* ALL CONTROL WIRES ARE BLUE EXCEPT WHERE NOTED. TO ELECTROMECHANICAL RELAY BOARD



| | | | | | | | | | | |
|-----|---------|-------|--|--|--------------------|-----|---|-------------|--|------------------|
| | | | -NOTICE- | | DRN JNW 2/14/07 | | NAME 208-600VOLT,3C,MAIN DISC ,MAIN FUSE,EMB2,FRAME A2-A3 ,DVDT,CMS | | THE TRANE COMPANY A DIVISION OF AMERICAN STANDARD INC. | |
| A | SP08061 | 10/08 | THIS DRAWING IS PROPRIETARY AND SHALL NOT BE COPIED OR ITS CONTENTS DISCLOSED TO OUTSIDE PARTIES WITHOUT THE WRITTEN CONSENT OF THE TRANE COMPANY | | | APR | MODEL | PAGE 1 OF 2 | SIZE A | DWG NO. 174U7820 |
| REV | ECN | DATE | | | | | | | | |

| | | | |
|-----|---------|-------|--|
| REV | ECN | DATE | |
| A | SP08066 | 10/08 | |

-NOTICE-

THIS DRAWING IS PROPRIETARY AND SHALL NOT BE COPIED OR ITS CONTENTS DISCLOSED TO OUTSIDE PARTIES WITHOUT THE WRITTEN CONSENT OF THE TRANE COMPANY

| | | |
|-----|-----|---------|
| DRN | JNW | 2/14/07 |
| APR | | |

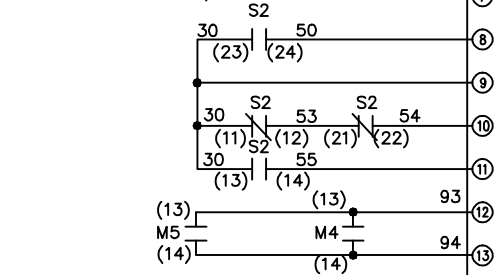
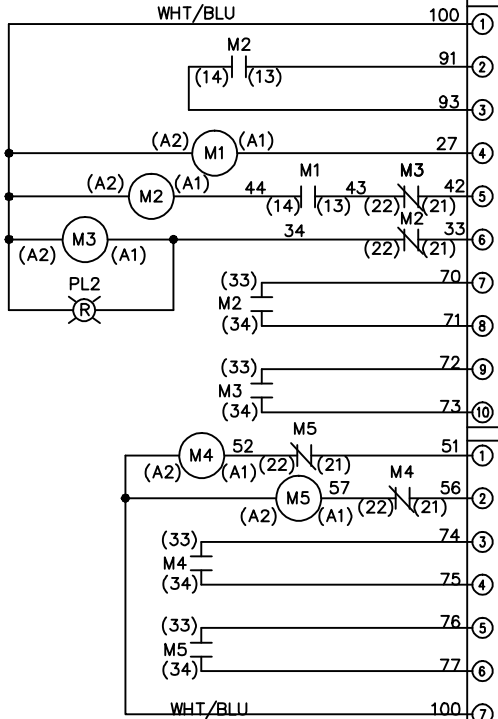
NAME 208-600VOLT, 3C, MAIN DISC
MAIN FUSE, EMB2, FRAME A2-A3
D, VDT, CMS

PAGE 2 OF 2 SIZE A DWG NO. 174U7820

THE TRANE COMPANY
A DIVISION OF
AMERICAN STANDARD INC.

CONTACT SEQUENCE CHART FOR S1
X INDICATES CONTACT CLOSED

| CONTACT | POSITION | DRIVE | OFF | BYPASS | TEST |
|---------|----------|-------|-----|--------|------|
| 1-2 | | X | | | X |
| 3-4 | | | | X | X |
| 5-6 | | X | | | X |
| 7-8 | | | | | X |



CONTACT SEQUENCE CHART FOR S2
X INDICATES CONTACT CLOSED

| CONTACT | POSITION | MOTOR 1 | AUTO | MOTOR 2 |
|---------|----------|---------|------|---------|
| 11-12 | | X | X | |
| 13-14 | | | | X |
| 21-22 | | | X | X |
| 23-24 | | X | | |

