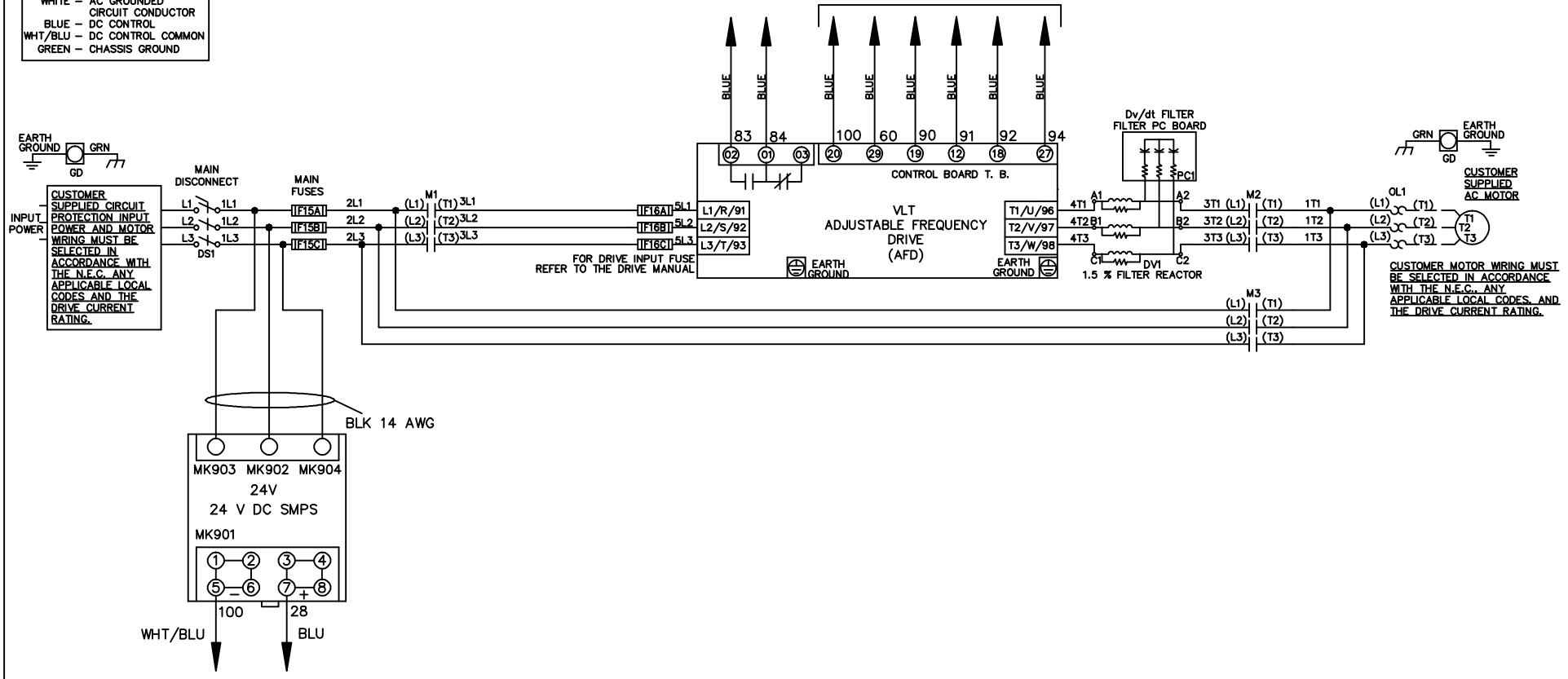


WIRE COLOR SCHEME  
 BLACK - LINE VOLTAGE  
 RED - AC CONTROL  
 WHITE - AC GROUNDED  
 CIRCUIT CONDUCTOR  
 BLUE - DC CONTROL  
 WHT/BLU - DC CONTROL COMMON  
 GREEN - CHASSIS GROUND

\* ALL CONTROL WIRES ARE BLUE EXCEPT WHERE NOTED. TO ELECTROMECHANICAL RELAY BOARD

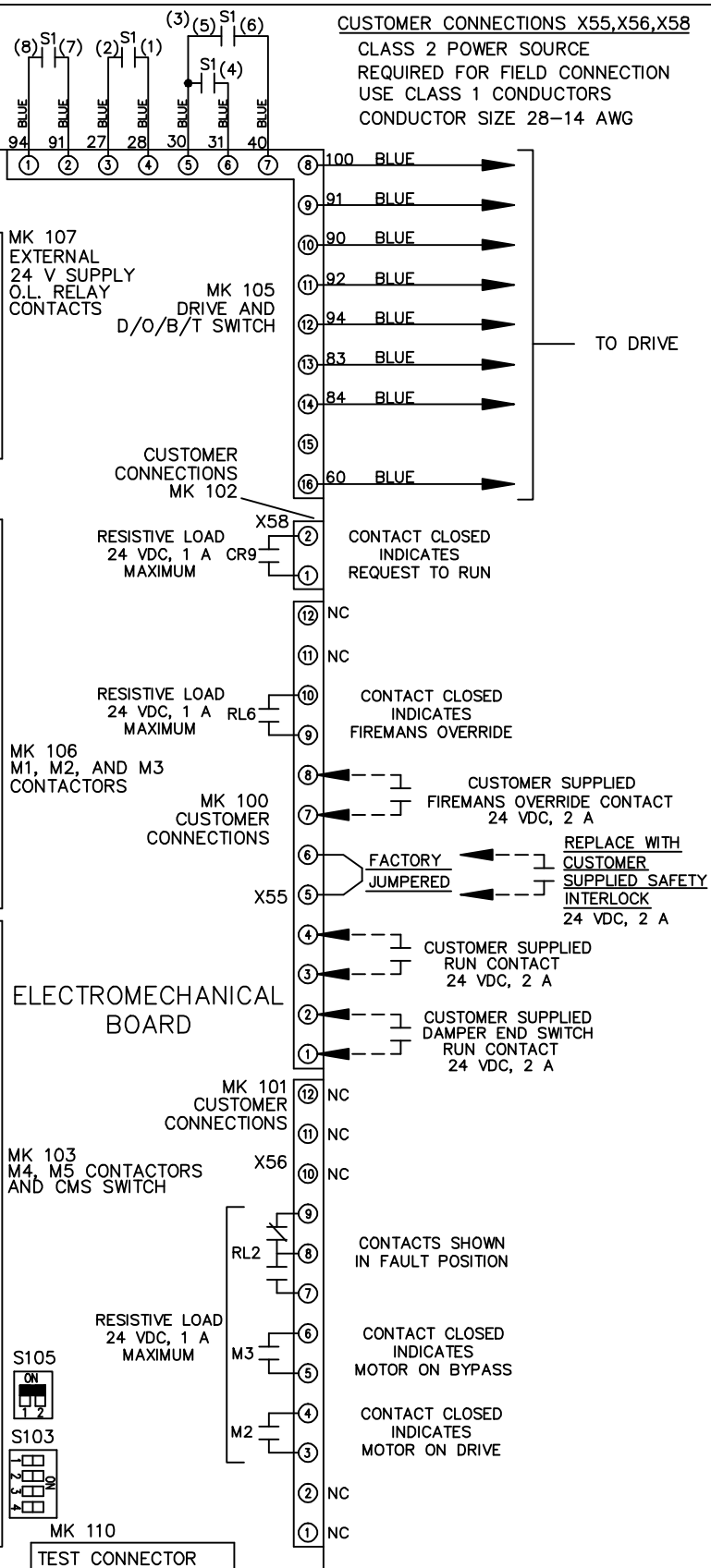
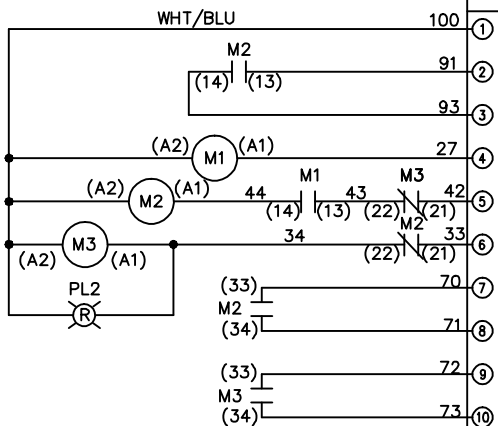


			-NOTICE-		DRN JNW 2/14/07		NAME 208-600VOLT,3C,MAIN DISC ,MAIN FUSE,EMB2,FRAME A2-A3 ,DVDT,SINGLE MTR		THE TRANE COMPANY A DIVISION OF AMERICAN STANDARD INC.	
A	SP08061	10/08	THIS DRAWING IS PROPRIETARY AND SHALL NOT BE COPIED OR ITS CONTENTS DISCLOSED TO OUTSIDE PARTIES WITHOUT THE WRITTEN CONSENT OF THE TRANE COMPANY		APR	MODEL	PAGE 1 OF 2	SIZE A	DWG NO.	174U7844
REV	ECN	DATE								

REV	ECN	DATE	THIS DRAWING IS PROPRIETARY AND SHALL NOT BE COPIED OR ITS CONTENTS DISCLOSED TO OUTSIDE PARTIES WITHOUT THE WRITTEN CONSENT OF THE TRANE COMPANY	
A	SP08066	10/08	DRN	JNW
			APR	2/14/07
			MODEL	NAME 208-600VOLT, 3C, MAIN DISC, MAIN FUSE, EMB2, FRAME A2-A3, DVDI, SINGLE MTR
			PAGE 2 OF 2	SIZE A
			DWG NO.	174U7844
			THE TRANE COMPANY A DIVISION OF AMERICAN STANDARD INC.	


CONTACT SEQUENCE CHART FOR S1  
X INDICATES CONTACT CLOSED

CONTACT POSITION	DRIVE	OFF	BYPASS	TEST
1-2	X			X
3-4			X	X
5-6	X			
7-8				X

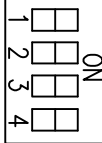


CUSTOMER CONNECTIONS X55, X56, X58  
 CLASS 2 POWER SOURCE  
 REQUIRED FOR FIELD CONNECTION  
 USE CLASS 1 CONDUCTORS  
 CONDUCTOR SIZE 28-14 AWG

FACTORY SETTING



S103



CUSTOMER SETTING

AUTOMATIC BYPASS TIME SELECT

- ONLY # 1 ON 30 SECONDS
- ONLY # 2 ON 60 SEC.
- ONLY # 3 ON 300 SEC
- ALL ON 15 SEC.
- ALL OFF NO AUTO BYPASS (FACTORY DEFAULT)