

REV	ECN	DATE							
A	SP08066	10/08							

-NOTICE-

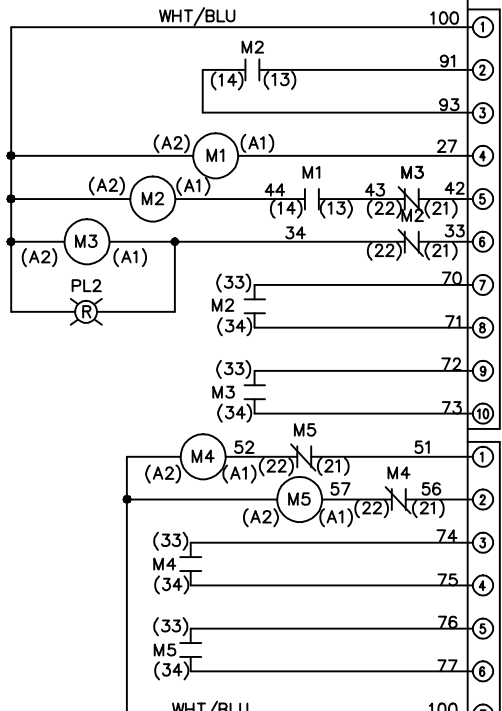
THIS DRAWING IS PROPRIETARY AND SHALL NOT BE COPIED OR ITS CONTENTS DISCLOSED TO OUTSIDE PARTIES WITHOUT THE WRITTEN CONSENT OF THE TRANE COMPANY

DRN	JNW	NAME 208-600VOLT, 3C, MAIN DISC
APR	2/14/07	, DRIVE FUSE, EMB2, FRAME A5-B1
MODEL		, REACTOR, CMS
PAGE 2 OF 2	SIZE A	DWG NO. 174U7896

THE TRANE COMPANY
A DIVISION OF
AMERICAN STANDARD INC.

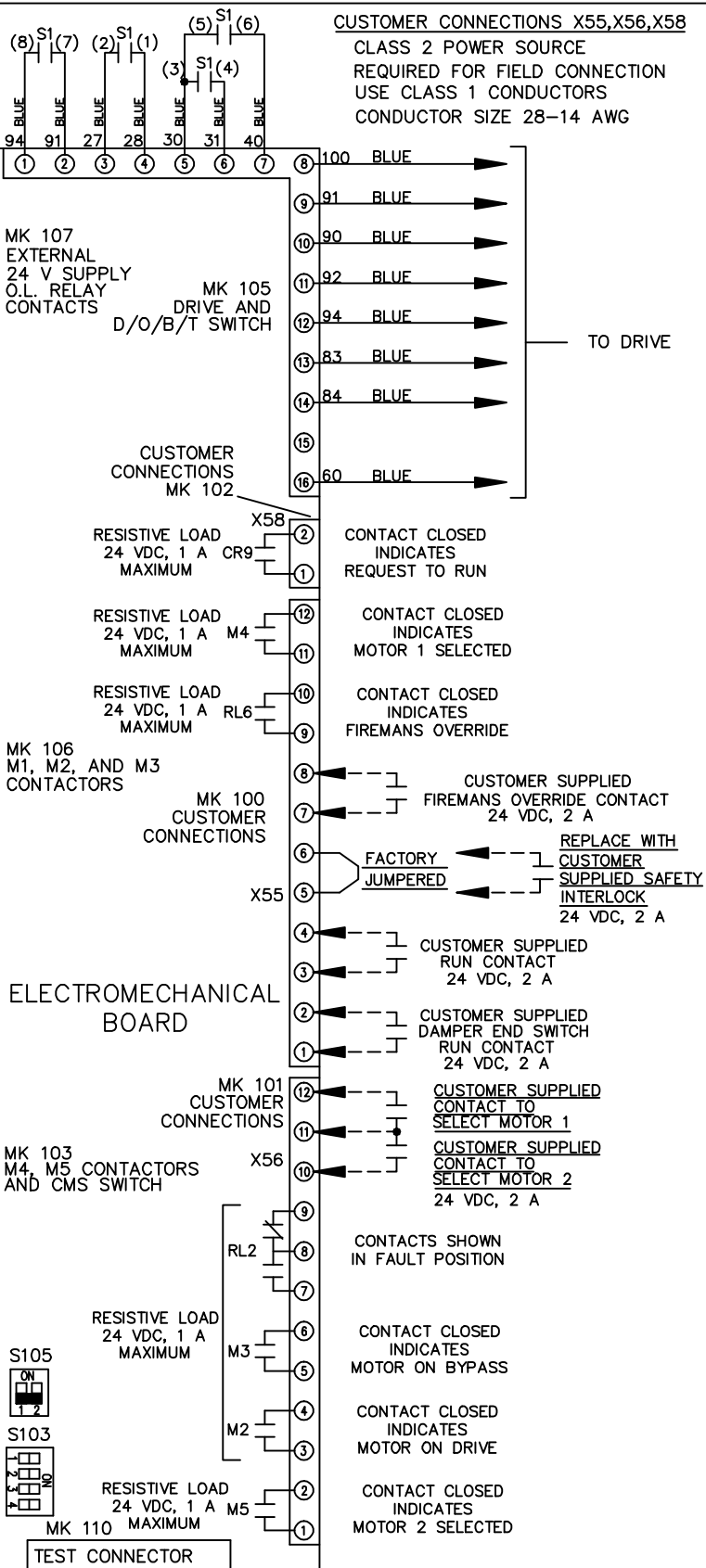
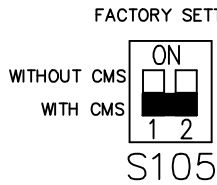
CONTACT SEQUENCE CHART FOR S1
X INDICATES CONTACT CLOSED

CONTACT	POSITION	DRIVE	OFF	BYPASS	TEST
1-2		X			X
3-4				X	X
5-6		X			
7-8					X



CONTACT SEQUENCE CHART FOR S2
X INDICATES CONTACT CLOSED

CONTACT	POSITION	MOTOR 1	MOTOR 2
11-12		X	
13-14			X
21-22		X	
23-24			X



ELECTROMECHANICAL BOARD

