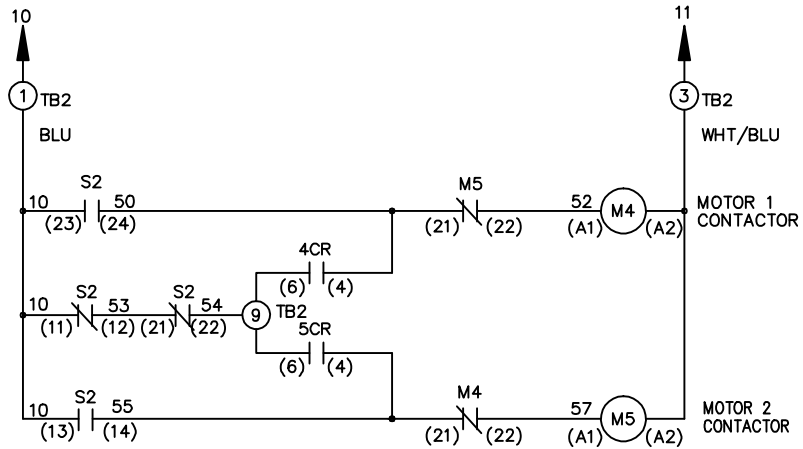
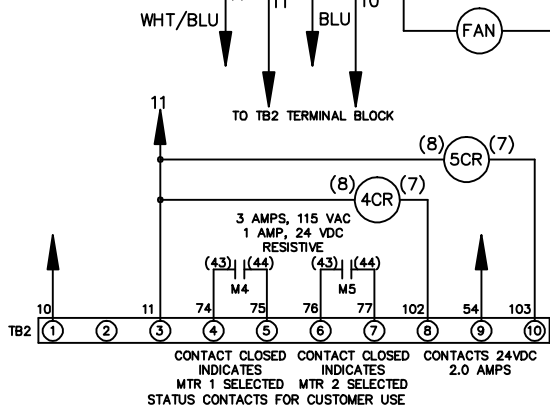
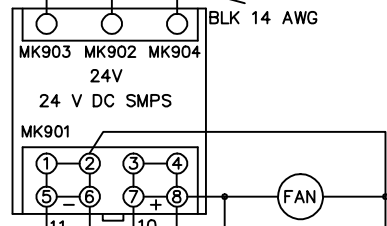
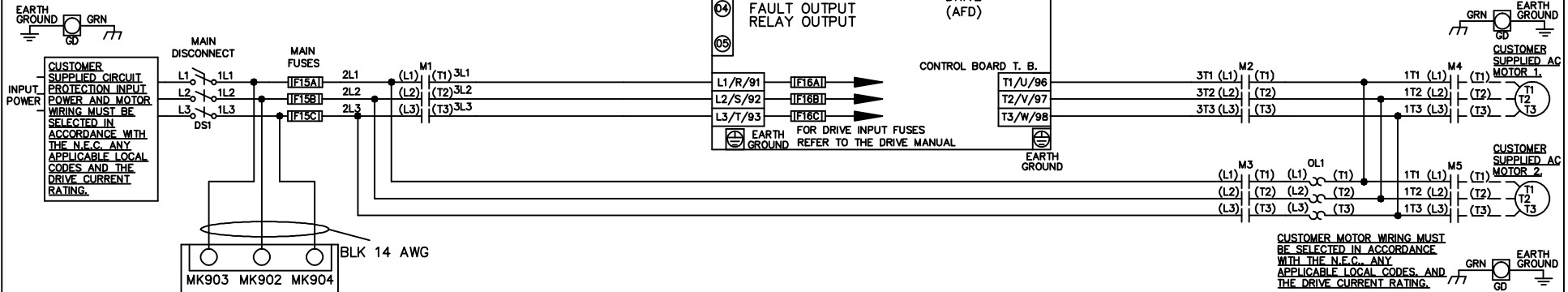


WIRE COLOR SCHEME
 BLACK - LINE VOLTAGE
 RED - AC CONTROL
 WHITE - AC GROUNDED
 CIRCUIT CONDUCTOR
 BLUE - DC CONTROL
 WHT/BLU - DC CONTROL COMMON
 GREEN - CHASSIS GROUND



CONTACT SEQUENCE CHART FOR S2
 X INDICATES CONTACT CLOSED

POSITION	MOTOR 1	AUTO	MOTOR 2
11-12	X	X	
13-14			X
21-22		X	X
23-24	X		

			-NOTICE-		DRN JNW 2/14/07		NAME 208-600VOLT, 3C, MAIN DISC , MAIN FUSE, ECB, FRAME C1N12 , NO REACTOR & DVDT, CMS			THE TRANE COMPANY A DIVISION OF AMERICAN STANDARD INC.		
A	SP08061	10/08	THIS DRAWING IS PROPRIETARY AND SHALL NOT BE COPIED OR ITS CONTENTS DISCLOSED TO OUTSIDE PARTIES WITHOUT THE WRITTEN CONSENT OF THE TRANE COMPANY			APR	MODEL	PAGE 1 OF 2	SIZE A	DWG NO.	174U8039	
REV	ECN	DATE										

REV	ECN	DATE
A	SP08066	10/08

THIS DRAWING IS PROPRIETARY AND SHALL NOT BE COPIED OR ITS CONTENTS DISCLOSED TO OUTSIDE PARTIES WITHOUT THE WRITTEN CONSENT OF THE TRANE COMPANY

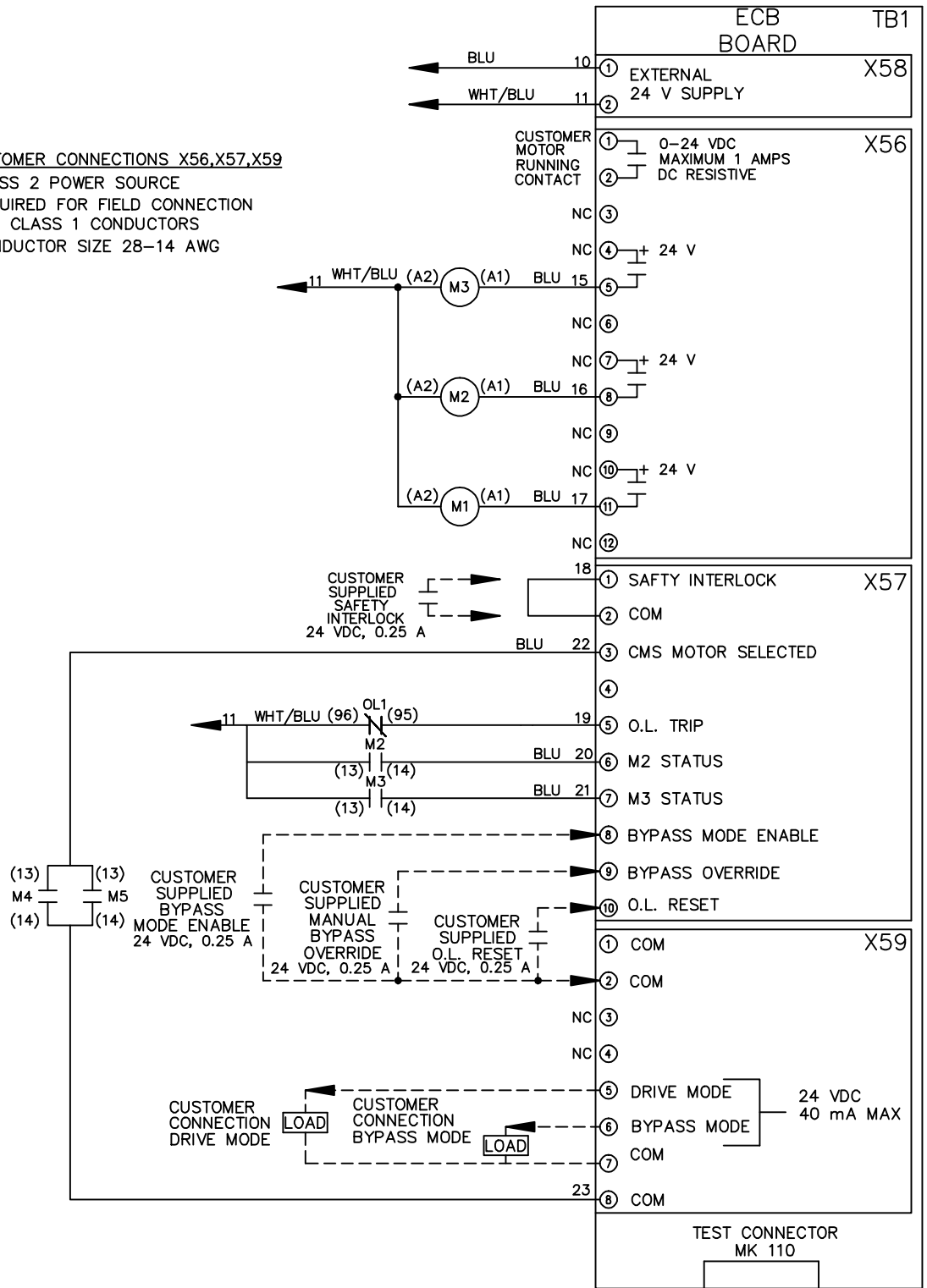
DRN JNW
 2/14/07
 APR

NAME 208-600VOLT,3C,MAIN DISC
 ,MAIN FUSE,ECB,FRAME C1N12
 ,NO REACTOR & DVDI,CMS

MODEL
 PAGE 2 OF 2
 SIZE A
 DWG NO. 174U8039

CUSTOMER CONNECTIONS X56,X57,X59
 CLASS 2 POWER SOURCE
 REQUIRED FOR FIELD CONNECTION
 USE CLASS 1 CONDUCTORS
 CONDUCTOR SIZE 28-14 AWG

- NOTICE -



THE TRANE COMPANY
 A DIVISION OF
 AMERICAN STANDARD INC.