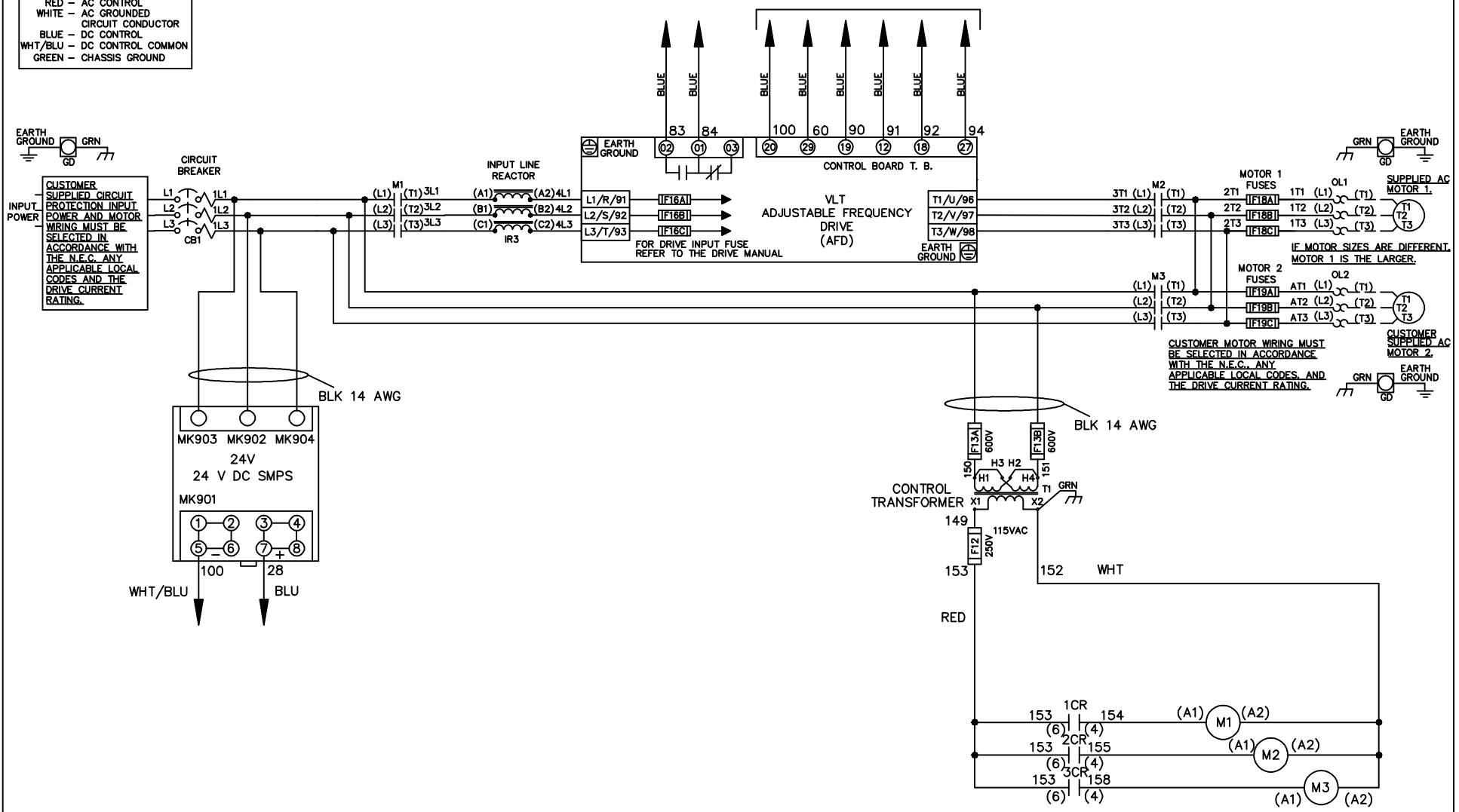


**WIRE COLOR SCHEME**

- BLACK - LINE VOLTAGE
- RED - AC CONTROL
- WHITE - AC GROUNDED
- WHITE - AC GROUNDED
- BLUE - CIRCUIT CONDUCTOR
- BLUE - DC CONTROL
- WHT/BLU - DC CONTROL COMMON
- GREEN - CHASSIS GROUND

\* ALL CONTROL WIRES ARE BLUE EXCEPT WHERE NOTED. TO ELECTROMECHANICAL RELAY BOARD



-NOTICE-			DRN JNW 2/14/07	NAME 230 VOLT, 3C, CB , DRIVE FUSE, EMB2, FRAME C2N1_ , REACTOR, DUAL MTR		THE TRANE COMPANY A DIVISION OF AMERICAN STANDARD INC.	
A	SP08061	10/08	APR	MODEL	PAGE 1 OF 2	SIZE A	DWG NO. 174U8188
REV	ECN	DATE					

REV	ECN	DATE
A	SP08066	10/08

CONTACT	POSITION	DRIVE	OFF	BYPASS	TEST
1-2		X			X
3-4				X	X
5-6		X			
7-8					X

CONTACT SEQUENCE CHART FOR S1  
X INDICATES CONTACT CLOSED

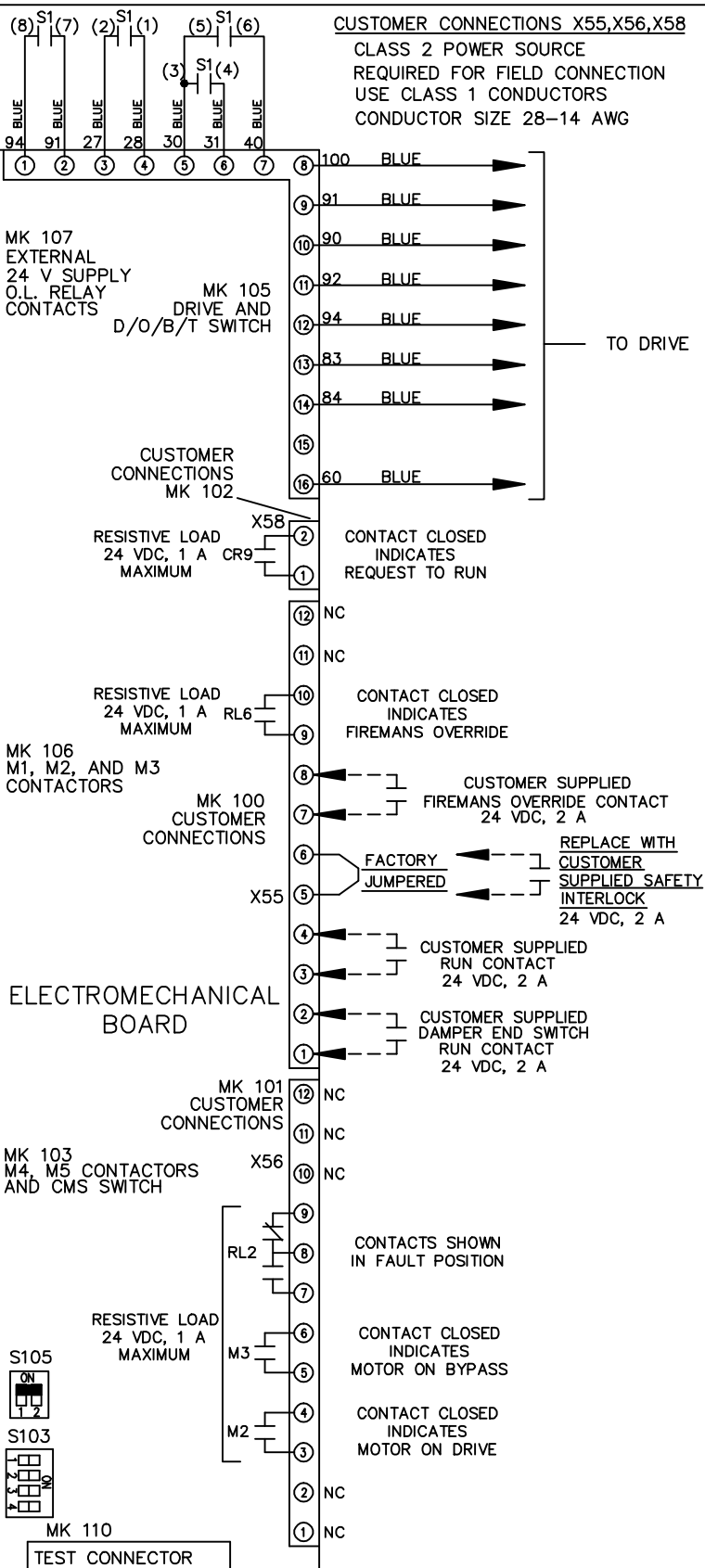
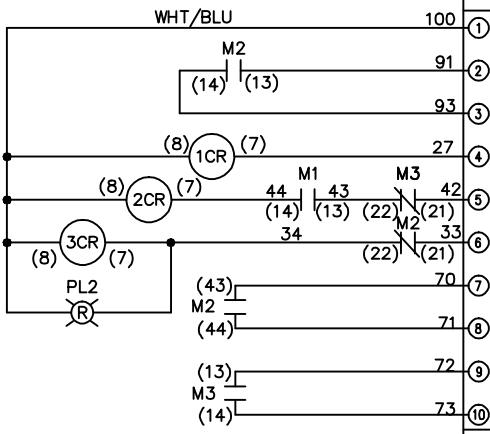
THIS DRAWING IS PROPRIETARY AND SHALL NOT BE COPIED OR ITS CONTENTS DISCLOSED TO OUTSIDE PARTIES WITHOUT THE WRITTEN CONSENT OF THE TRANE COMPANY

-NOTICE-

DRN JNW  
2/14/07  
APR

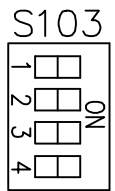

NAME 230 VOLT, 3C, CB  
DRIVE FUSE, EMB2, FRAME C2N1  
REACTOR, DUAL MTR

MODEL  
PAGE 2 OF 2  
SIZE A  
DWG NO. 174U8188



CUSTOMER CONNECTIONS X55, X56, X58  
CLASS 2 POWER SOURCE  
REQUIRED FOR FIELD CONNECTION  
USE CLASS 1 CONDUCTORS  
CONDUCTOR SIZE 28-14 AWG

ELECTROMECHANICAL BOARD



CUSTOMER SETTING  
AUTOMATIC BYPASS TIME SELECT

- ONLY # 1 ON 30 SECONDS
- ONLY # 2 ON 60 SEC.
- ONLY # 3 ON 300 SEC
- ALL ON 15 SEC.
- ALL OFF NO AUTO BYPASS (FACTORY DEFAULT)

THE TRANE COMPANY  
A DIVISION OF  
AMERICAN STANDARD INC.