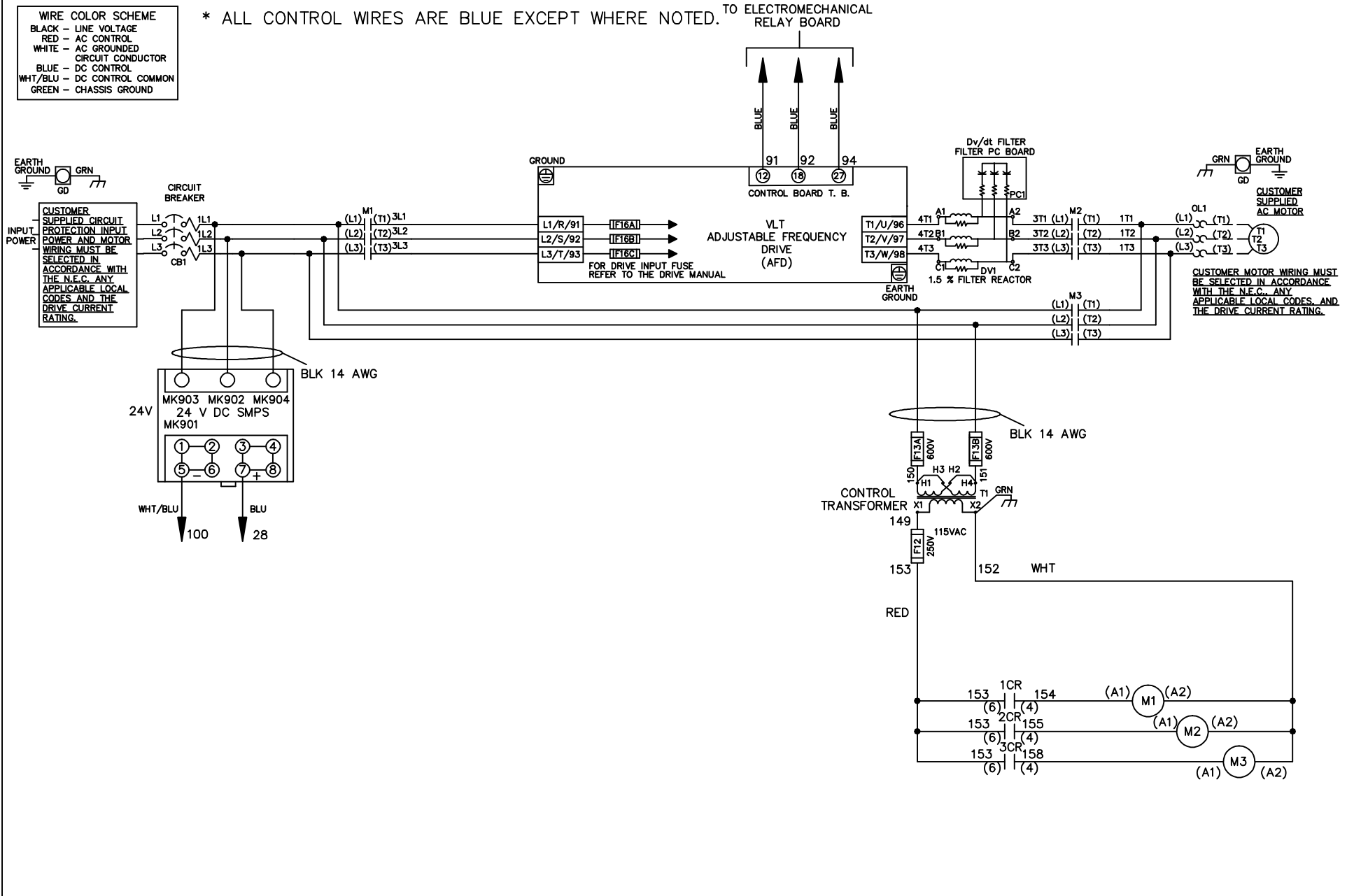


**WIRE COLOR SCHEME**  
 BLACK - LINE VOLTAGE  
 RED - AC CONTROL  
 WHITE - AC GROUNDED  
 CIRCUIT CONDUCTOR  
 BLUE - DC CONTROL  
 WHT/BLU - DC CONTROL COMMON  
 GREEN - CHASSIS GROUND

\* ALL CONTROL WIRES ARE BLUE EXCEPT WHERE NOTED. TO ELECTROMECHANICAL RELAY BOARD



			-NOTICE-	DRN JNW 2/14/07	NAME 230 VOLT,3C,CB ,DRIVE FUSE,EMB1,FRAME C2N1_ ,DVDT,SINGLE MTR			THE TRANE COMPANY A DIVISION OF AMERICAN STANDARD INC.	
A	SP08061	10/08	THIS DRAWING IS PROPRIETARY AND SHALL NOT BE COPIED OR ITS CONTENTS DISCLOSED TO OUTSIDE PARTIES WITHOUT THE WRITTEN CONSENT OF THE TRANE COMPANY	APR	MODEL	PAGE 1 OF 2	SIZE A	DWG NO.	174U8222
REV	ECN	DATE							

REV	ECON	DATE	DRN	JNW	2/14/07	APR	MODEL	NAME 230 VOLT, 3C, CB , DRIVE FUSE, EMB1, FRAME C2N1- , DVD1, SINGLE MTR	PAGE 2 OF 2	SIZE A	DWG NO.	174U8222	THE TRANE COMPANY A DIVISION OF AMERICAN STANDARD INC.
A	SP08066	10/08											

CONTACT SEQUENCE CHART FOR S1  
X INDICATES CONTACT CLOSED

CONTACT	POSITION	DRIVE	OFF	BYPASS	TEST
1-2		X			X
3-4				X	X
5-6		X			X
7-8					X

-NOTICE-

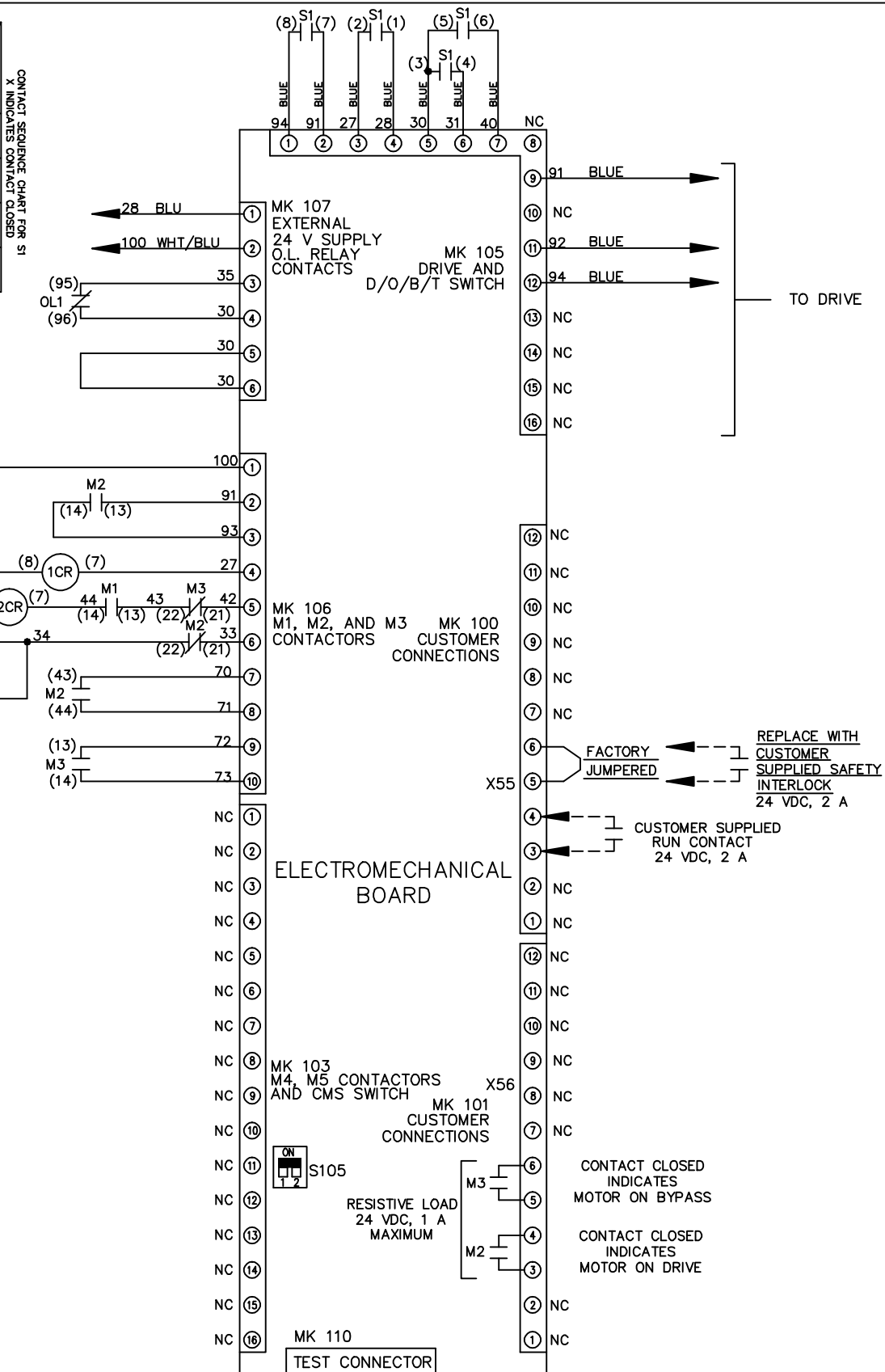
THIS DRAWING IS PROPRIETARY AND SHALL NOT BE COPIED OR ITS CONTENTS DISCLOSED TO OUTSIDE PARTIES WITHOUT THE WRITTEN CONSENT OF THE TRANE COMPANY

NAME 230 VOLT, 3C, CB  
, DRIVE FUSE, EMB1, FRAME C2N1-  
, DVD1, SINGLE MTR

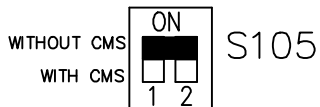
DRN JNW  
2/14/07  
APR

MODEL  
PAGE 2 OF 2  
SIZE A  
DWG NO. 174U8222

THE TRANE COMPANY  
A DIVISION OF  
AMERICAN STANDARD INC.



FACTORY SETTING



CUSTOMER CONNECTIONS X55, X56  
CLASS 2 POWER SOURCE  
REQUIRED FOR FIELD CONNECTION  
USE CLASS 1 CONDUCTORS  
CONDUCTOR SIZE 28-14 AWG