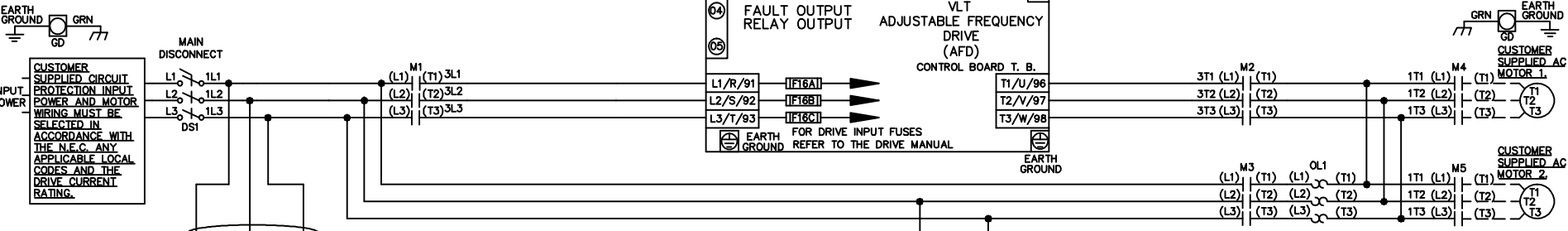
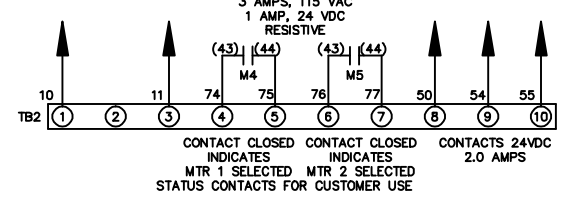
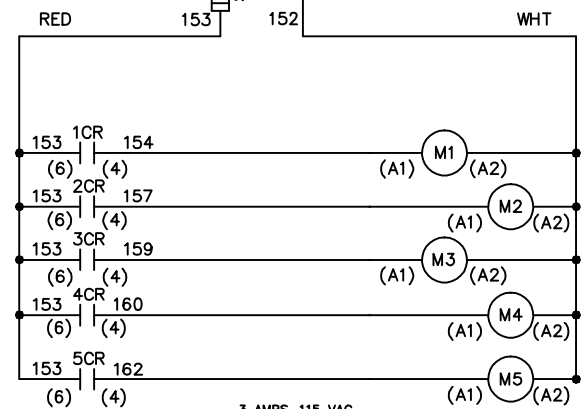
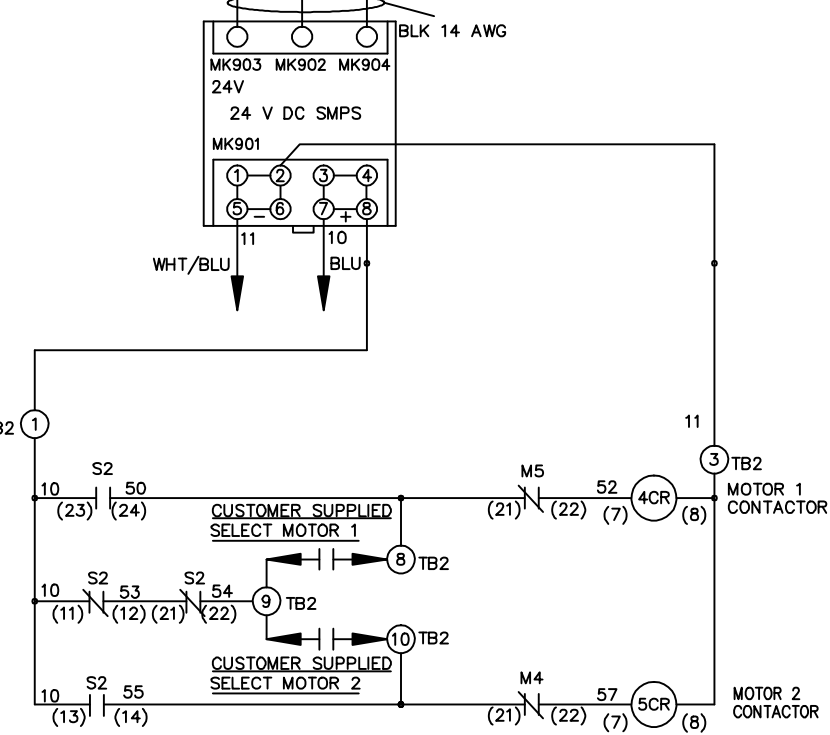


WIRE COLOR SCHEME
 BLACK - LINE VOLTAGE
 RED - AC CONTROL
 WHITE - AC GROUNDED
 CIRCUI CONDUCTOR
 BLUE - DC CONTROL
 WHT/BLU - DC CONTROL COMMON
 GREEN - CHASSIS GROUND

CUSTOMER SUPPLIED CIRCUIT PROTECTION INPUT POWER AND MOTOR WIRING MUST BE SELECTED IN ACCORDANCE WITH THE N.E.C. ANY APPLICABLE LOCAL CODES AND THE DRIVE CURRENT RATING.



CUSTOMER MOTOR WIRING MUST BE SELECTED IN ACCORDANCE WITH THE N.E.C. ANY APPLICABLE LOCAL CODES, AND THE DRIVE CURRENT RATING.



---NOTICE---

THIS DRAWING IS PROPRIETARY AND SHALL NOT BE COPIED OR ITS CONTENTS DISCLOSED TO OUTSIDE PARTIES WITHOUT THE WRITTEN CONSENT OF THE TRANE COMPANY

DRN JNW
2/14/07

NAME 460 VOLT,3C,MAIN DISC
 ,DRIVE FUSE,ECB,FRAME C2N1_
 ,NO REACTOR & DVD,T,CMS

THE TRANE COMPANY
 A DIVISION OF
 AMERICAN STANDARD INC.

REV	ECN	DATE
A	SP08061	10/08

APR

MODEL

PAGE 1 OF 2

SIZE A

DWG NO.

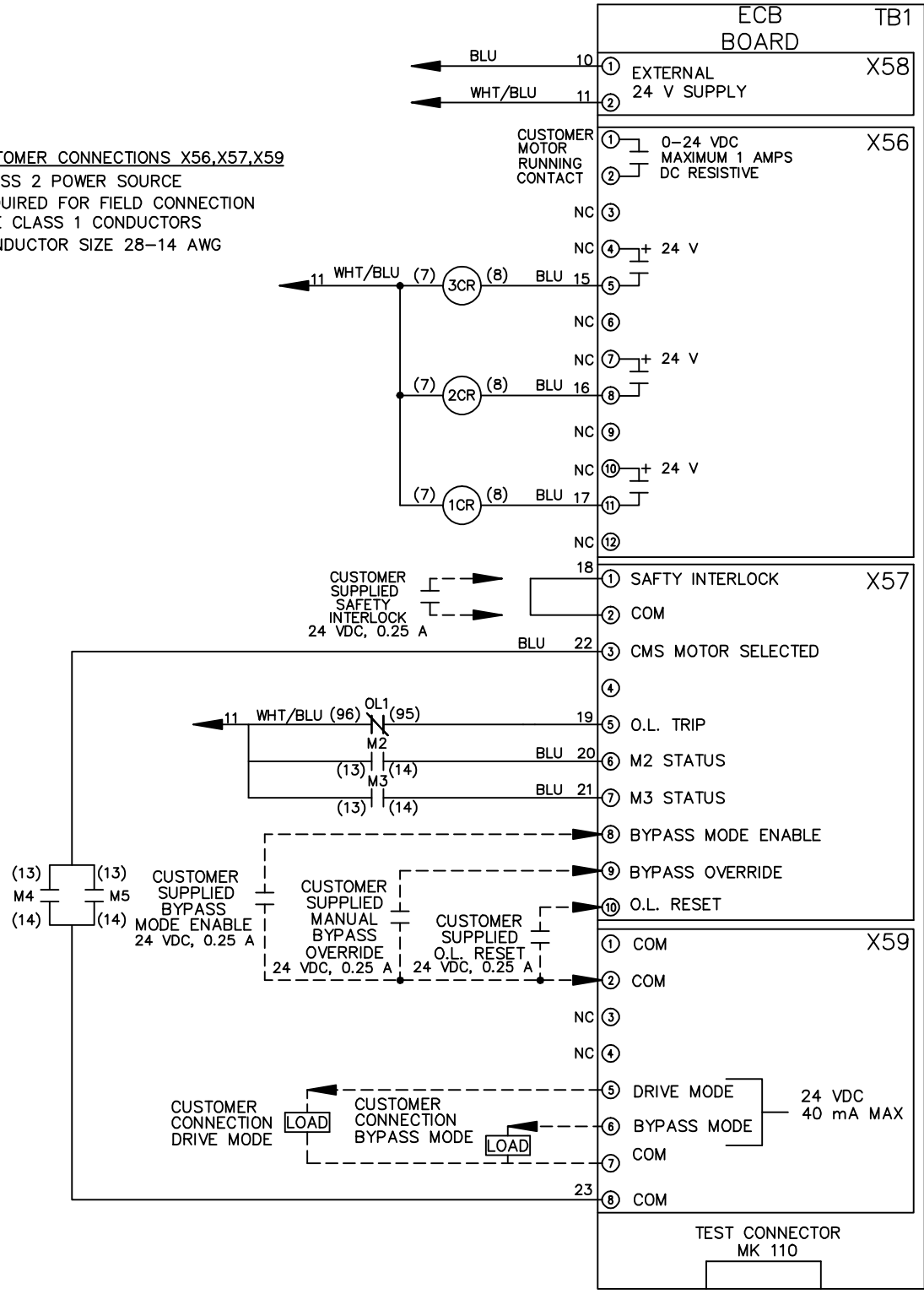
174U8238

REV	ECN	DATE
A	SP08066	10/08

THIS DRAWING IS PROPRIETARY AND SHALL NOT BE COPIED OR ITS CONTENTS DISCLOSED TO OUTSIDE PARTIES WITHOUT THE WRITTEN CONSENT OF THE TRANE COMPANY

CUSTOMER CONNECTIONS X56,X57,X59
 CLASS 2 POWER SOURCE
 REQUIRED FOR FIELD CONNECTION
 USE CLASS 1 CONDUCTORS
 CONDUCTOR SIZE 28-14 AWG

- NOTICE -



DRN JNW
 2/14/07
 APR

NAME: 460 VOLT, 3C, MAIN DISC
 DRIVE FUSE, ECB, FRAME C2N1
 NO REACTOR & DVDI, CMS

MODEL
 PAGE 2 OF 2
 SIZE A
 DWG NO. 174U8238

THE TRANE COMPANY
 A DIVISION OF
 AMERICAN STANDARD INC.