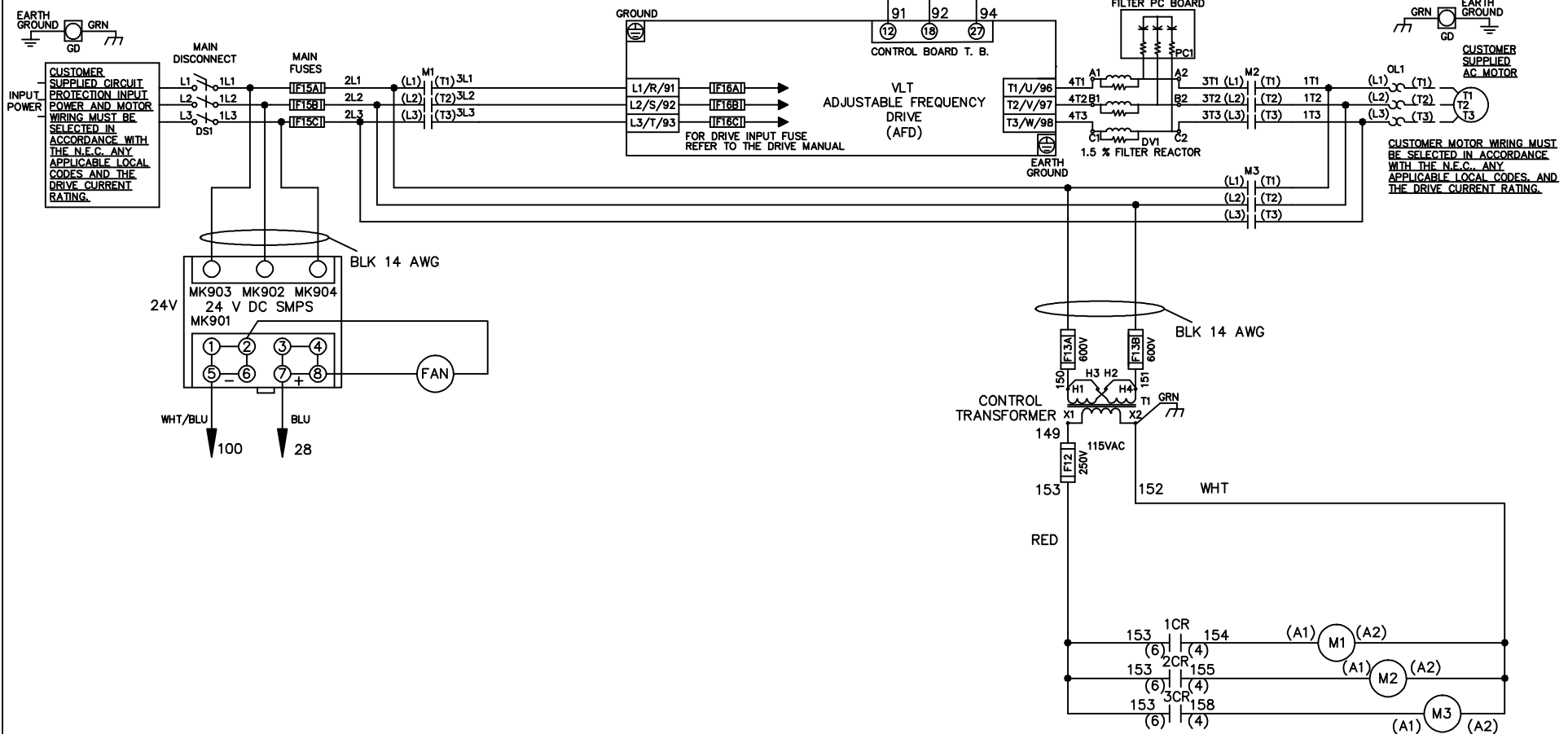


WIRE COLOR SCHEME	
BLACK	- LINE VOLTAGE
RED	- AC CONTROL
WHITE	- AC GROUNDED CIRCUIT CONDUCTOR
BLUE	- DC CONTROL
WHT/BLU	- DC CONTROL COMMON
GREEN	- CHASSIS GROUND

\* ALL CONTROL WIRES ARE BLUE EXCEPT WHERE NOTED. TO ELECTROMECHANICAL RELAY BOARD



-NOTICE-

THIS DRAWING IS PROPRIETARY AND SHALL NOT BE COPIED OR ITS CONTENTS DISCLOSED TO OUTSIDE PARTIES WITHOUT THE WRITTEN CONSENT OF THE TRANE COMPANY

DRN JNW  
2/14/07

APR

NAME 230 VOLT,3C,MAIN DISC  
,MAIN FUSE,EMB1,FRAME C2N12  
,DVDT,SINGLE MTR

MODEL

PAGE 1 OF 2

SIZE A

DWG NO.

THE TRANE COMPANY  
A DIVISION OF  
AMERICAN STANDARD INC.

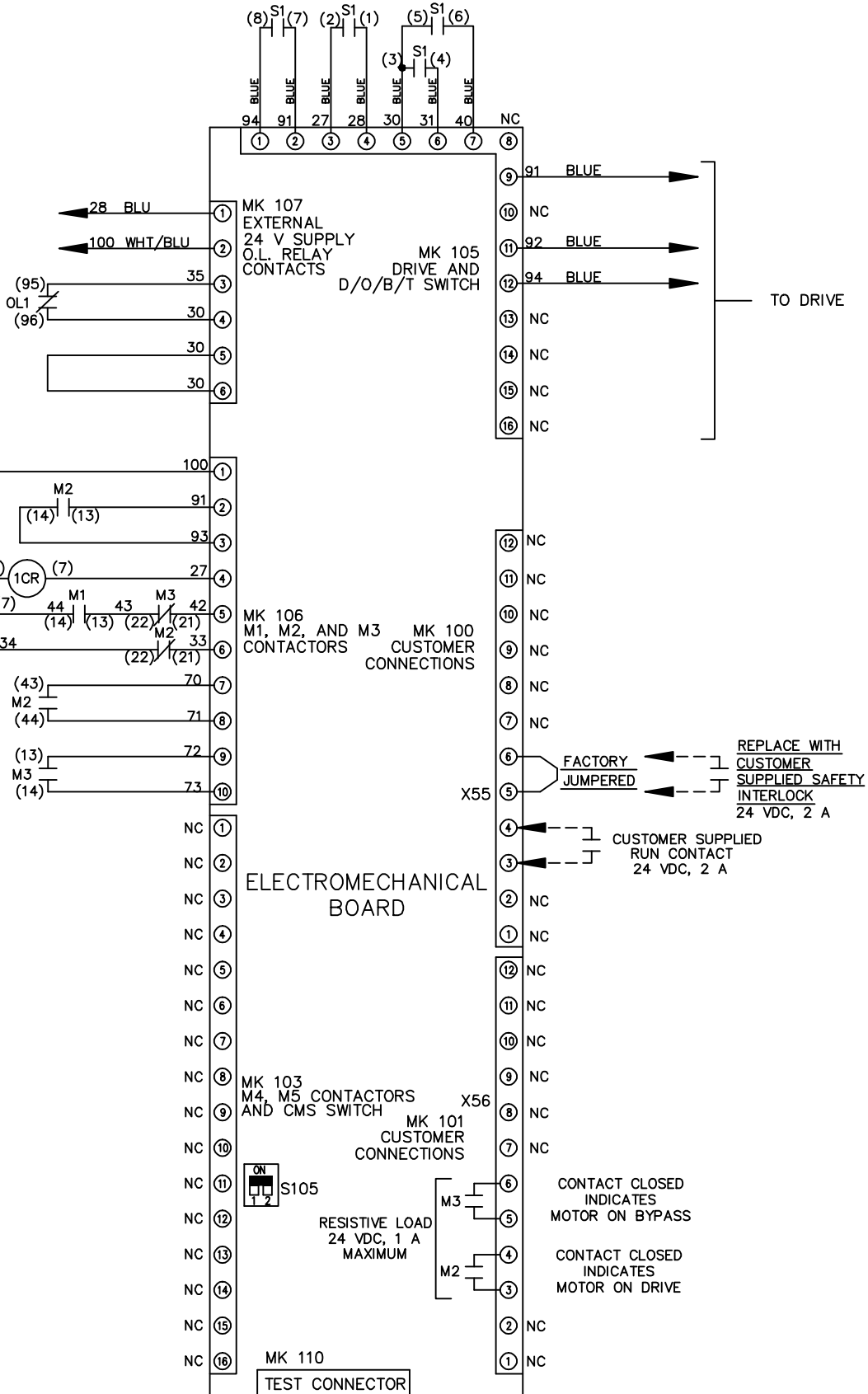
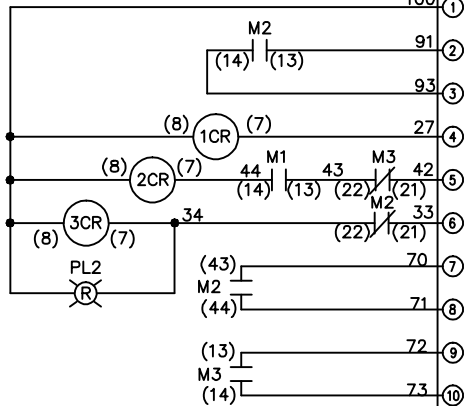
174U8554

A	SP08061	10/08
REV	ECN	DATE

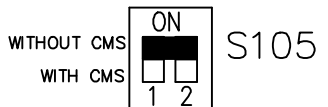
REV	ECN	DATE	DRN	JNW	2/14/07	APR	MODEL	NAME 230 VOLT, 3C, MAIN DISC , MAIN FUSE, EMB1, FRAME C2N12 , DVD1, SINGLE MTR	SIZE	DWG	174U8554
A	SP08066	10/08									
<p style="text-align: center;">- NOTICE -</p> <p style="text-align: center;">THIS DRAWING IS PROPRIETARY AND SHALL NOT BE COPIED OR ITS CONTENTS DISCLOSED TO OUTSIDE PARTIES WITHOUT THE WRITTEN CONSENT OF THE TRANE COMPANY</p>											

CONTACT	POSITION	DRIVE	OFF	BYPASS	TEST
1-2		X			X
3-4				X	X
5-6		X			
7-8					X

CONTACT SEQUENCE CHART FOR S1  
X INDICATES CONTACT CLOSED



FACTORY SETTING



**CUSTOMER CONNECTIONS X55, X56**  
 CLASS 2 POWER SOURCE  
 REQUIRED FOR FIELD CONNECTION  
 USE CLASS 1 CONDUCTORS  
 CONDUCTOR SIZE 28-14 AWG

THE TRANE COMPANY  
 A DIVISION OF  
 AMERICAN STANDARD INC.