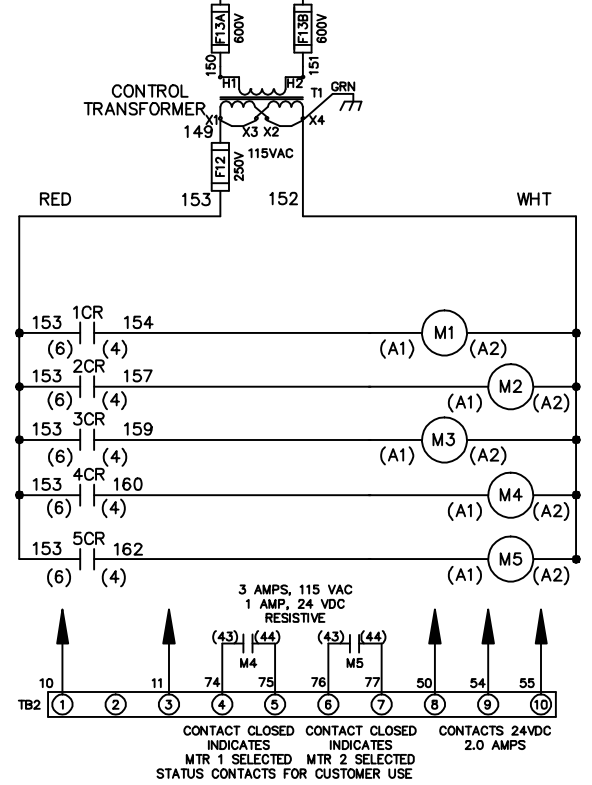
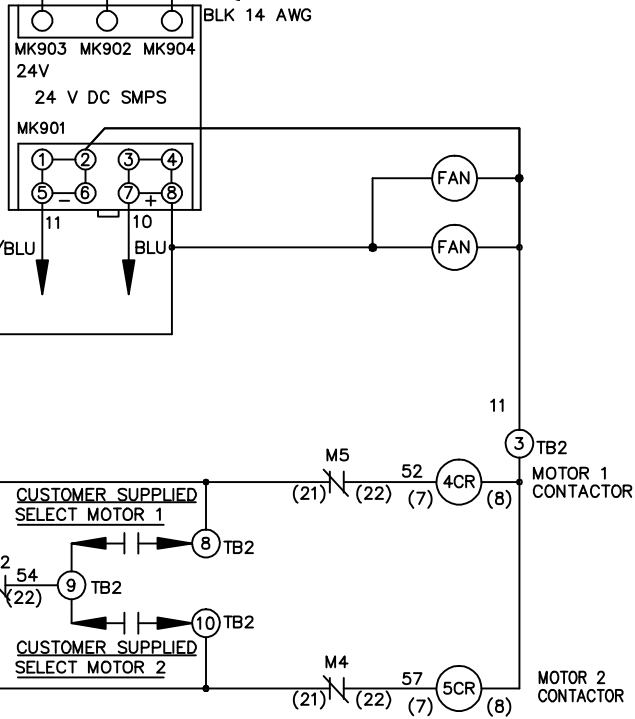
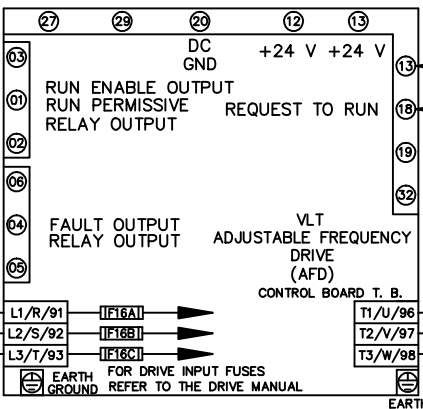
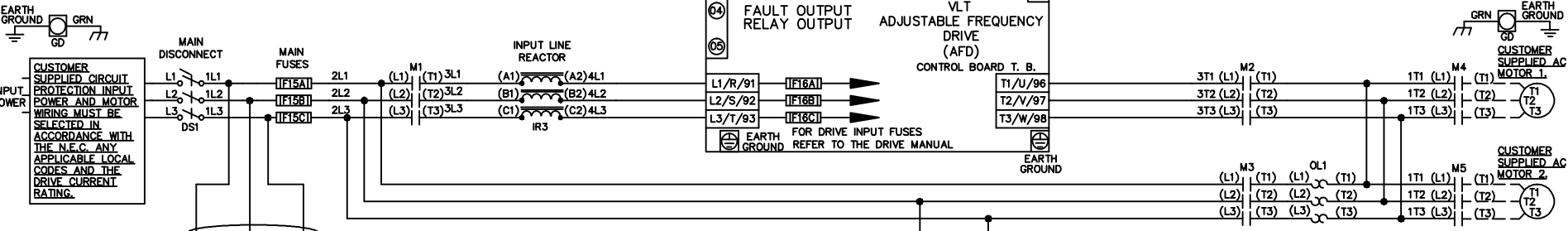


**WIRE COLOR SCHEME**  
 BLACK - LINE VOLTAGE  
 RED - AC CONTROL  
 WHITE - AC GROUNDED  
 WHITE - CIRCUIT CONDUCTOR  
 BLUE - DC CONTROL  
 WHT/BLU - DC CONTROL COMMON  
 GREEN - CHASSIS GROUND

**CUSTOMER SUPPLIED CIRCUIT PROTECTION INPUT POWER AND MOTOR WIRING MUST BE SELECTED IN ACCORDANCE WITH THE N.E.C. ANY APPLICABLE LOCAL CODES AND THE DRIVE CURRENT RATING.**



**CUSTOMER MOTOR WIRING MUST BE SELECTED IN ACCORDANCE WITH THE N.E.C. ANY APPLICABLE LOCAL CODES AND THE DRIVE CURRENT RATING.**

---NOTICE---

THIS DRAWING IS PROPRIETARY AND SHALL NOT BE COPIED OR ITS CONTENTS DISCLOSED TO OUTSIDE PARTIES WITHOUT THE WRITTEN CONSENT OF THE TRANE COMPANY

DRN JNW  
2/14/07

NAME 600 VOLT, 3C, MAIN DISC  
 , MAIN FUSE, ECB, FRAME C2N12  
 , REACTOR, CMS

THE TRANE COMPANY  
 A DIVISION OF  
 AMERICAN STANDARD INC.

REV	ECN	DATE
A	SP08061	10/08

APR

MODEL

PAGE 1 OF 2

SIZE A

DWG NO.

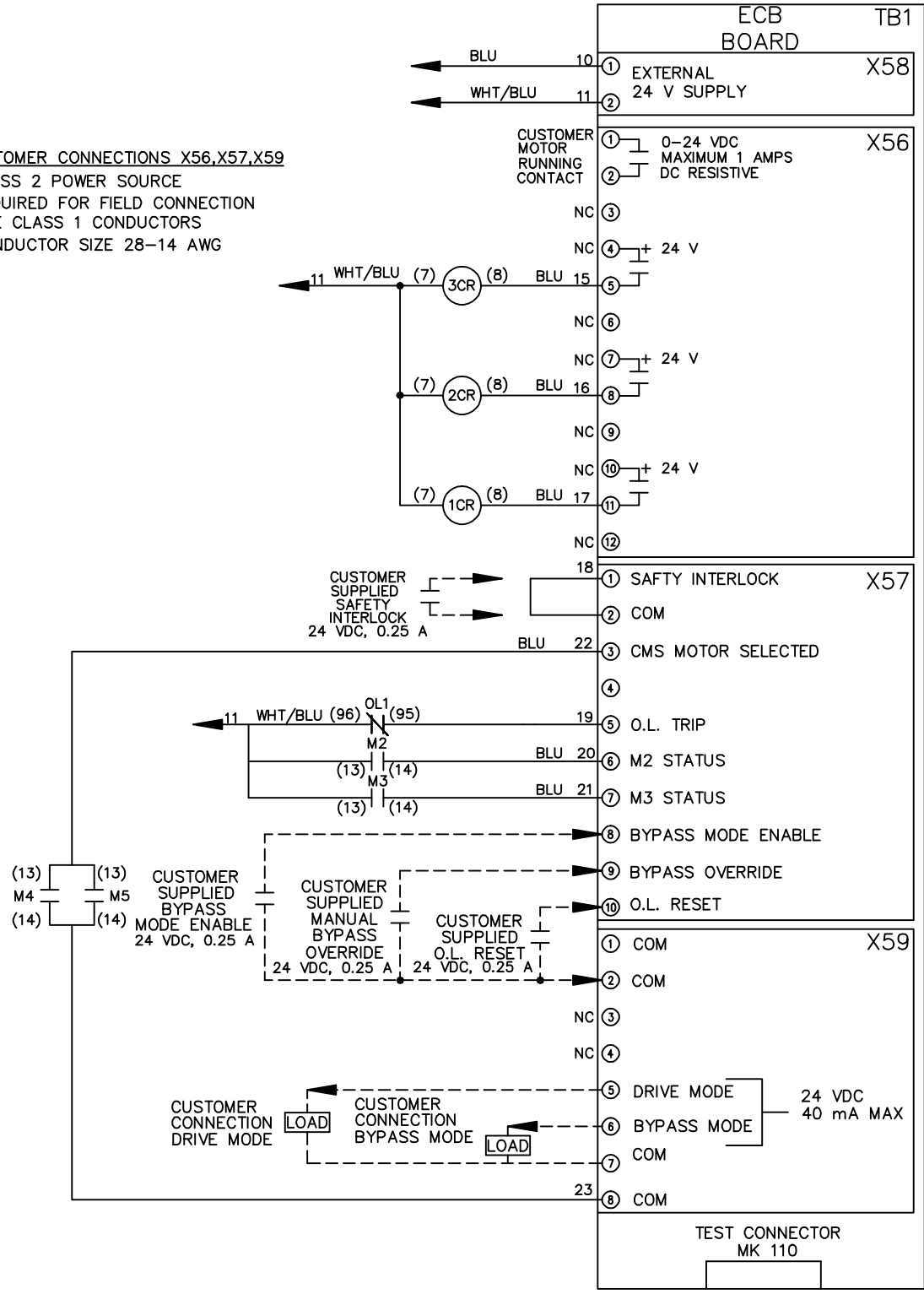
174U8644

REV	ECN	DATE
A	SP08066	10/08

THIS DRAWING IS PROPRIETARY AND SHALL NOT BE COPIED OR ITS CONTENTS DISCLOSED TO OUTSIDE PARTIES WITHOUT THE WRITTEN CONSENT OF THE TRANE COMPANY

**CUSTOMER CONNECTIONS X56,X57,X59**  
 CLASS 2 POWER SOURCE  
 REQUIRED FOR FIELD CONNECTION  
 USE CLASS 1 CONDUCTORS  
 CONDUCTOR SIZE 28-14 AWG

- NOTICE -



DRN JNW  
2/14/07

NAME600 VOLT,3C,MAIN DISC  
,MAIN FUSE,ECB,FRAME C2N12  
,REACTOR,CMS

SIZE A

THE TRANE COMPANY  
A DIVISION OF  
AMERICAN STANDARD INC.

APR

MODEL

PAGE 2 OF 2

DWG NO. 174U8644