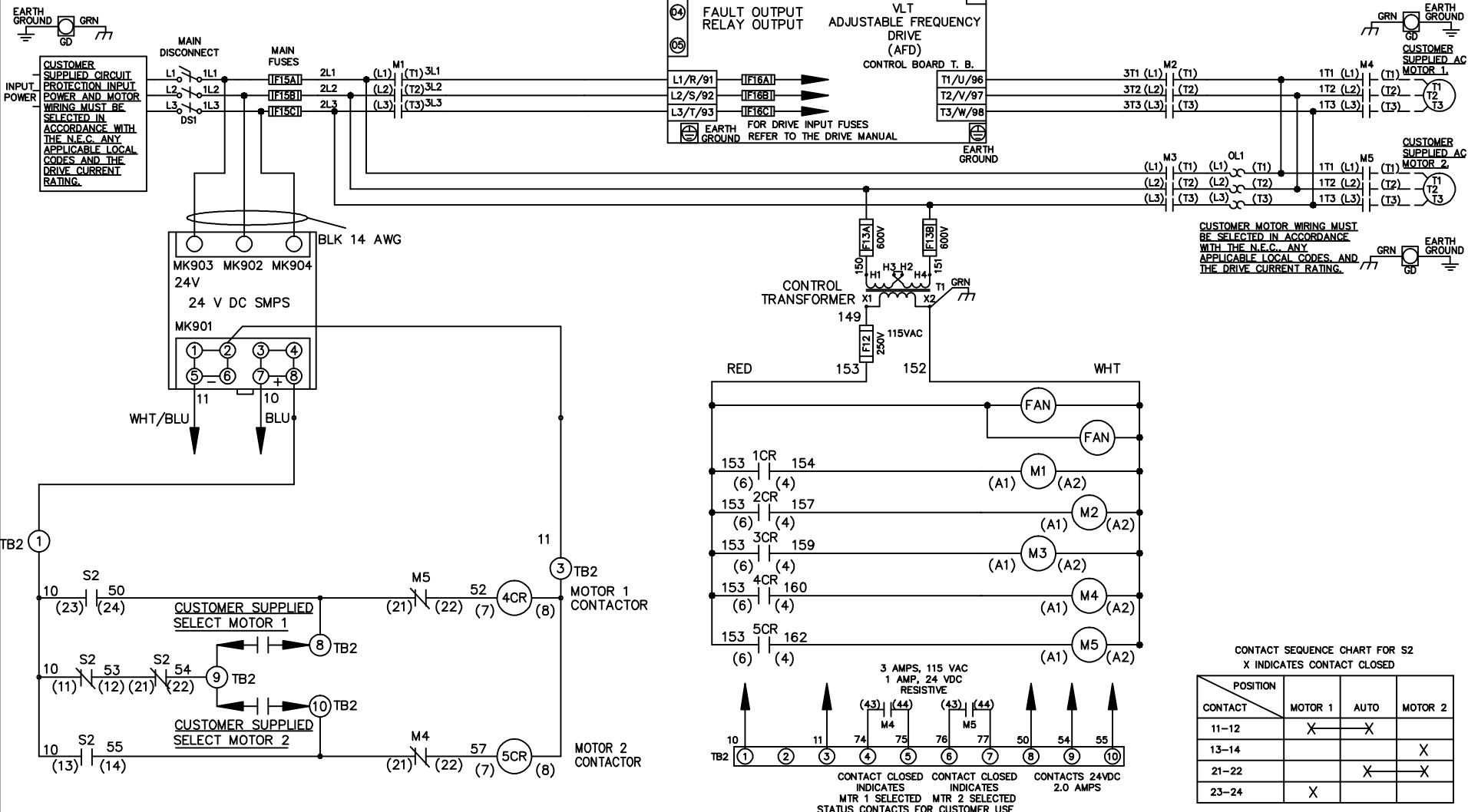
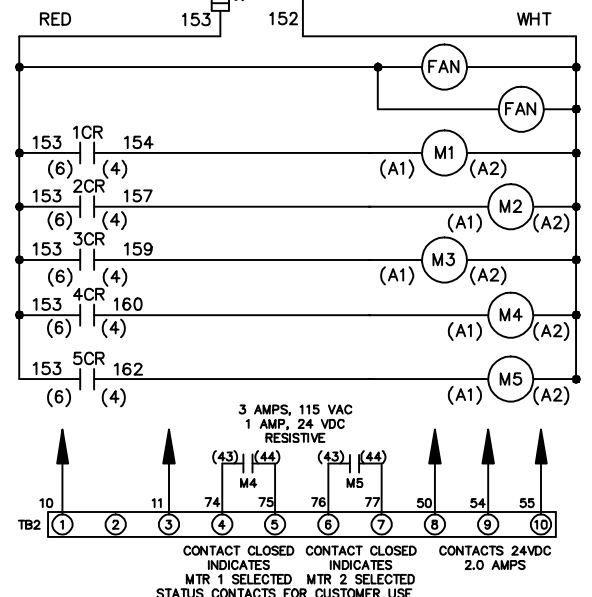


WIRE COLOR SCHEME
 BLACK - LINE VOLTAGE
 RED - AC CONTROL
 WHITE - AC GROUNDED
 WHITE - CIRCUIT CONDUCTOR
 BLUE - DC CONTROL
 WHT/BLU - DC CONTROL COMMON
 GREEN - CHASSIS GROUND



CUSTOMER MOTOR WIRING MUST BE SELECTED IN ACCORDANCE WITH THE N.E.C. ANY APPLICABLE LOCAL CODES, AND THE DRIVE CURRENT RATING.



CONTACT SEQUENCE CHART FOR S2
 X INDICATES CONTACT CLOSED

POSITION	MOTOR 1	AUTO	MOTOR 2
CONTACT 11-12	X	X	
CONTACT 13-14			X
CONTACT 21-22		X	X
CONTACT 23-24	X		

-NOTICE-

THIS DRAWING IS PROPRIETARY AND SHALL NOT BE COPIED OR ITS CONTENTS DISCLOSED TO OUTSIDE PARTIES WITHOUT THE WRITTEN CONSENT OF THE TRANE COMPANY

DRN JNW 2/14/07	NAME 460 VOLT, 3C, MAIN DISC , MAIN FUSE, ECB, FRAME D1-D2 , NO REACTOR & DVD, T, CMS	THE TRANE COMPANY A DIVISION OF AMERICAN STANDARD INC.
APR	MODEL	PAGE 1 OF 2
REV	ECN	DATE
A	SP08061	10/08
REV	ECN	DATE

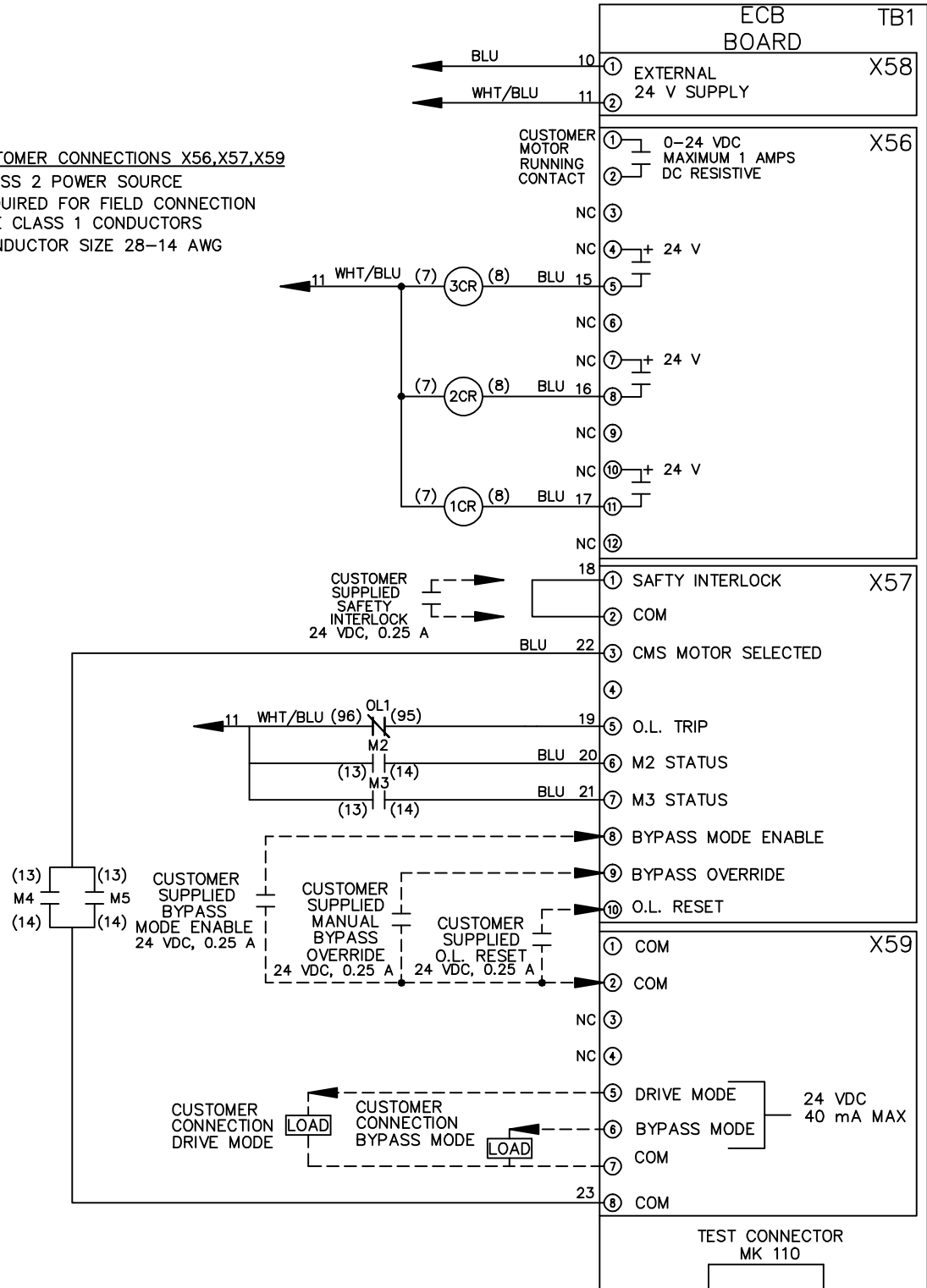
SIZE A DWG NO. 174U8727

REV	ECN	DATE
A	SP08066	10/08

THIS DRAWING IS PROPRIETARY AND SHALL NOT BE COPIED OR ITS CONTENTS DISCLOSED TO OUTSIDE PARTIES WITHOUT THE WRITTEN CONSENT OF THE TRANE COMPANY

CUSTOMER CONNECTIONS X56,X57,X59
 CLASS 2 POWER SOURCE
 REQUIRED FOR FIELD CONNECTION
 USE CLASS 1 CONDUCTORS
 CONDUCTOR SIZE 28-14 AWG

- NOTICE -



DRN JNW
2/14/07

NAME460 VOLT,3C,MAIN DISC
,MAIN FUSE,ECB,FRAME D1-D2
,NO REACTOR & DVDI,CMS

THE TRANE COMPANY
A DIVISION OF
AMERICAN STANDARD INC.

APR

MODEL

SIZE A

PAGE 2 OF 2
DWG NO. 174U8727