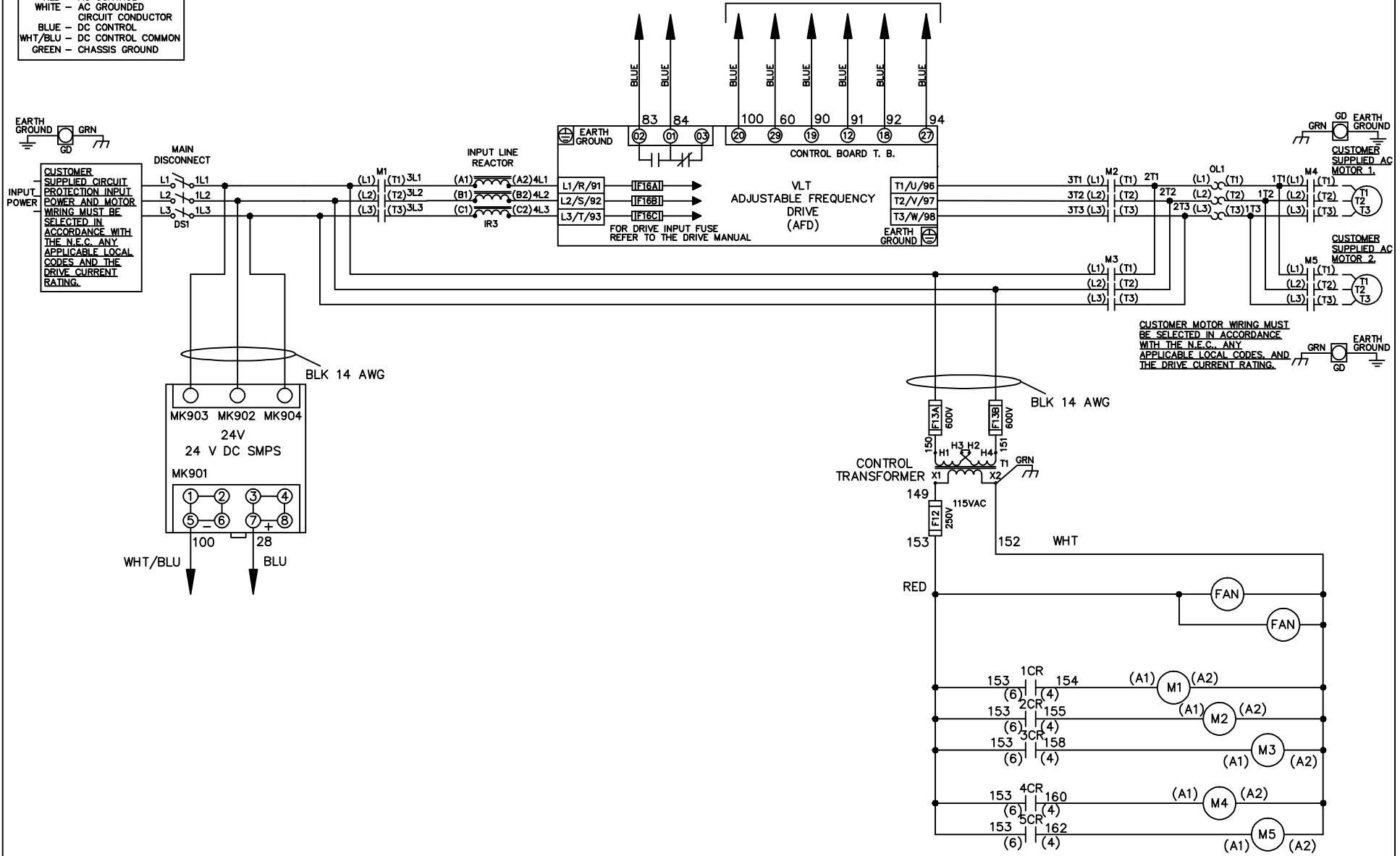


**WIRE COLOR SCHEME**  
 BLACK - LINE VOLTAGE  
 RED - AC CONTROL  
 WHITE - AC GROUNDED  
 BLUE - CIRCUIT CONDUCTOR  
 BLUE - DC CONTROL  
 WHT/BLU - DC CONTROL COMMON  
 GREEN - CHASSIS GROUND

\* ALL CONTROL WIRES ARE BLUE EXCEPT WHERE NOTED. TO ELECTROMECHANICAL RELAY BOARD



-NOTICE-			DRN JNW 2/14/07	NAME 460 VOLT, 3C, MAIN DISC , DRIVE FUSE, EMB2, FRAME D1-D2 , REACTOR, CMS		THE TRANE COMPANY A DIVISION OF AMERICAN STANDARD INC.	
A	SP08061	10/08	APR	MODEL	PAGE 1 OF 2	SIZE A	DWG NO. 174U8749
REV	ECN	DATE					

REV	ECN	DATE
A	SP08066	10/08

CONTACT	POSITION	DRIVE	OFF	BYPASS	TEST
1-2		X			
3-4				X	X
5-6		X			
7-8					X

CONTACT SEQUENCE CHART FOR S1  
X INDICATES CONTACT CLOSED

-NOTICE-

THIS DRAWING IS PROPRIETARY AND SHALL NOT BE COPIED OR ITS CONTENTS DISCLOSED TO OUTSIDE PARTIES WITHOUT THE WRITTEN CONSENT OF THE TRANE COMPANY

DRN	JNW
DATE	2/14/07

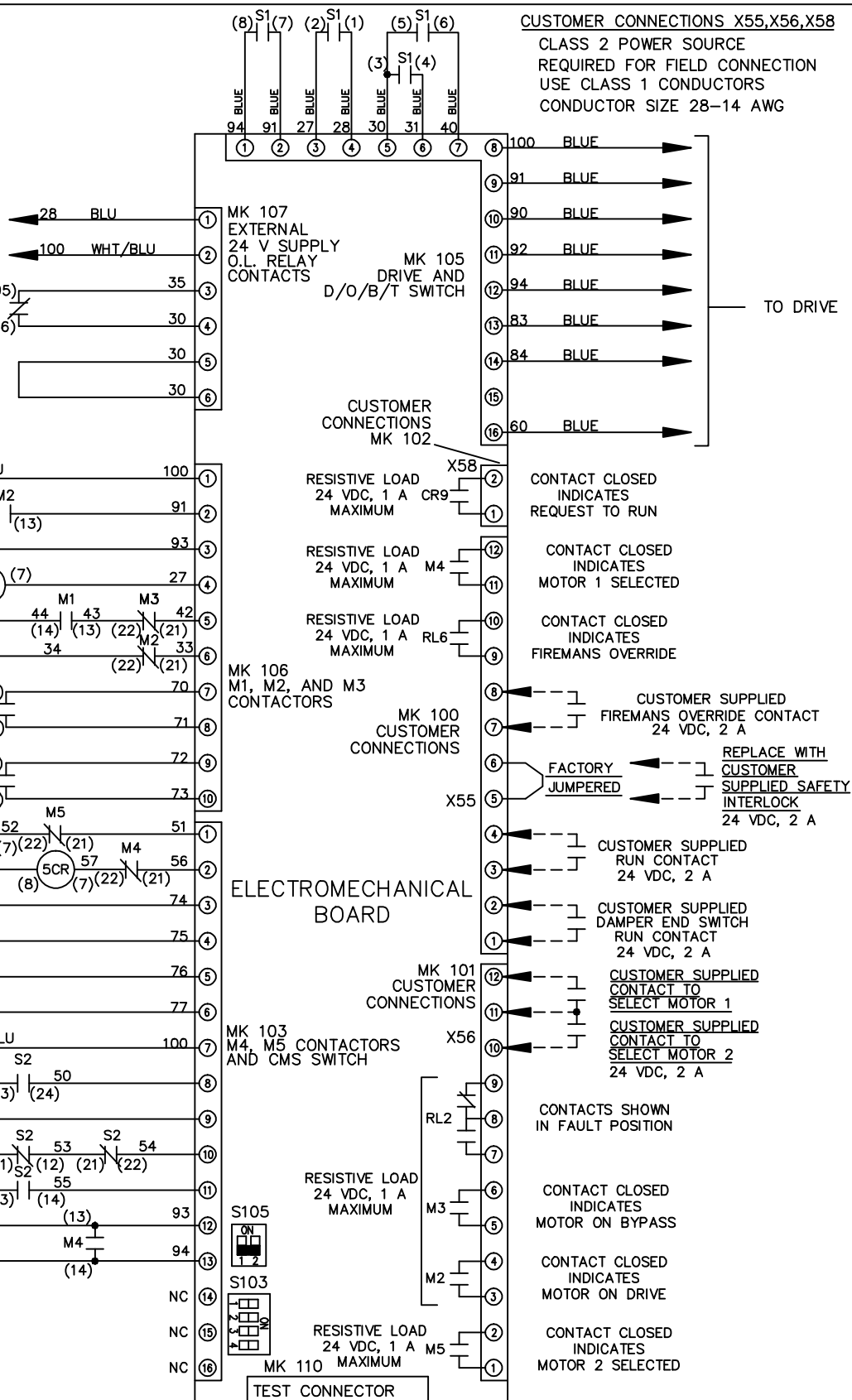
NAME 460 VOLT, 3C, MAIN DISC  
, DRIVE FUSE, EMB2, FRAME D1-D2  
, REACTOR, CMS

THE TRANE COMPANY  
A DIVISION OF  
AMERICAN STANDARD INC.

PAGE 2 OF 2  
SIZE A  
DWG NO. 174U8749

CONTACT	POSITION	MOTOR 1	MOTOR 2
11-12		X	
13-14			X
21-22		X	
23-24			X


CONTACT SEQUENCE CHART FOR S2  
X INDICATES CONTACT CLOSED



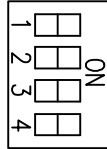
CUSTOMER CONNECTIONS X55, X56, X58  
CLASS 2 POWER SOURCE  
REQUIRED FOR FIELD CONNECTION  
USE CLASS 1 CONDUCTORS  
CONDUCTOR SIZE 28-14 AWG

ELECTROMECHANICAL BOARD

FACTORY SETTING



CUSTOMER SETTING



AUTOMATIC BYPASS TIME SELECT  
ONLY # 1 ON 30 SECONDS  
ONLY # 2 ON 60 SEC.  
ONLY # 3 ON 300 SEC  
ALL ON 15 SEC.  
ALL OFF NO AUTO BYPASS (FACTORY DEFAULT)