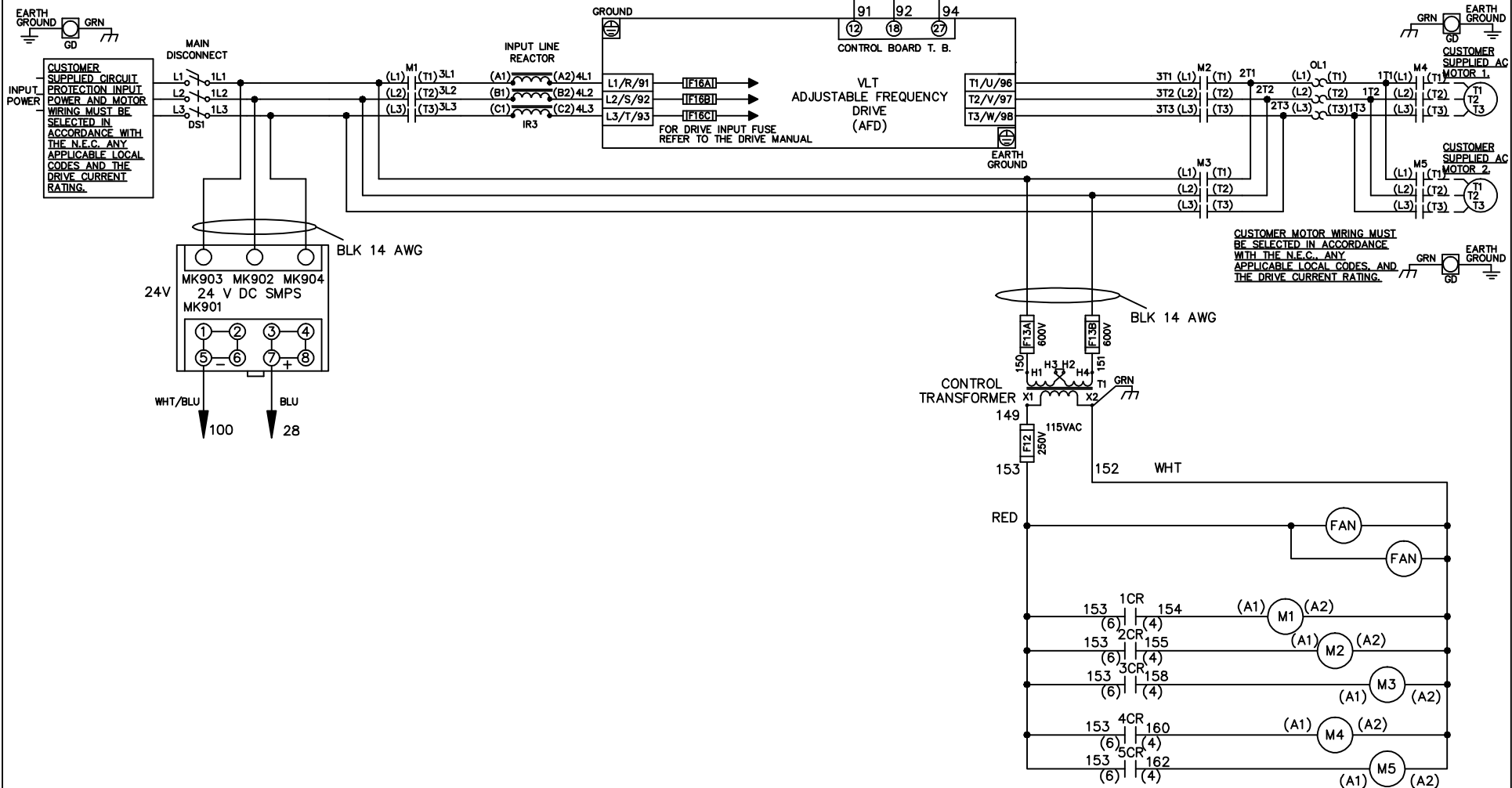


WIRE COLOR SCHEME	
BLACK	- LINE VOLTAGE
RED	- AC CONTROL
WHITE	- AC GROUNDED CIRCUIT CONDUCTOR
BLUE	- DC CONTROL
WHT/BLU	- DC CONTROL COMMON
GREEN	- CHASSIS GROUND

\* ALL CONTROL WIRES ARE BLUE EXCEPT WHERE NOTED. TO ELECTROMECHANICAL RELAY BOARD



			-NOTICE-		DRN JNW 2/14/07		NAME 460 VOLT,3C,MAIN DISC ,DRIVE FUSE,EMB1,FRAME D1-D2 ,REACTOR,CMS		THE TRANE COMPANY A DIVISION OF AMERICAN STANDARD INC.		
A	SP08061	10/08	THIS DRAWING IS PROPRIETARY AND SHALL NOT BE COPIED OR ITS CONTENTS DISCLOSED TO OUTSIDE PARTIES WITHOUT THE WRITTEN CONSENT OF THE TRANE COMPANY			APR	MODEL	PAGE 1 OF 2	SIZE A	DWG NO.	174U8776
REV	ECN	DATE									

REV	ECON	DATE
A	SP08066	10/08

CONTACT POSITION	DRIVE	OFF	BYPASS	TEST
1-2	X			X
3-4			X	X
5-6	X			
7-8				X

NOTICE -

THIS DRAWING IS PROPRIETARY AND SHALL NOT BE COPIED OR ITS CONTENTS DISCLOSED TO OUTSIDE PARTIES WITHOUT THE WRITTEN CONSENT OF THE TRANE COMPANY

DRN JNW  
2/14/07

NAME 460 VOLT, 3C, MAIN DISC  
, DRIVE FUSE, EMB1, FRAME D1-D2  
, REACTOR, CMS

MODEL

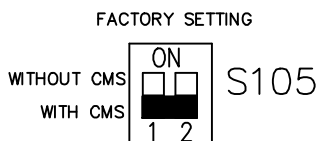
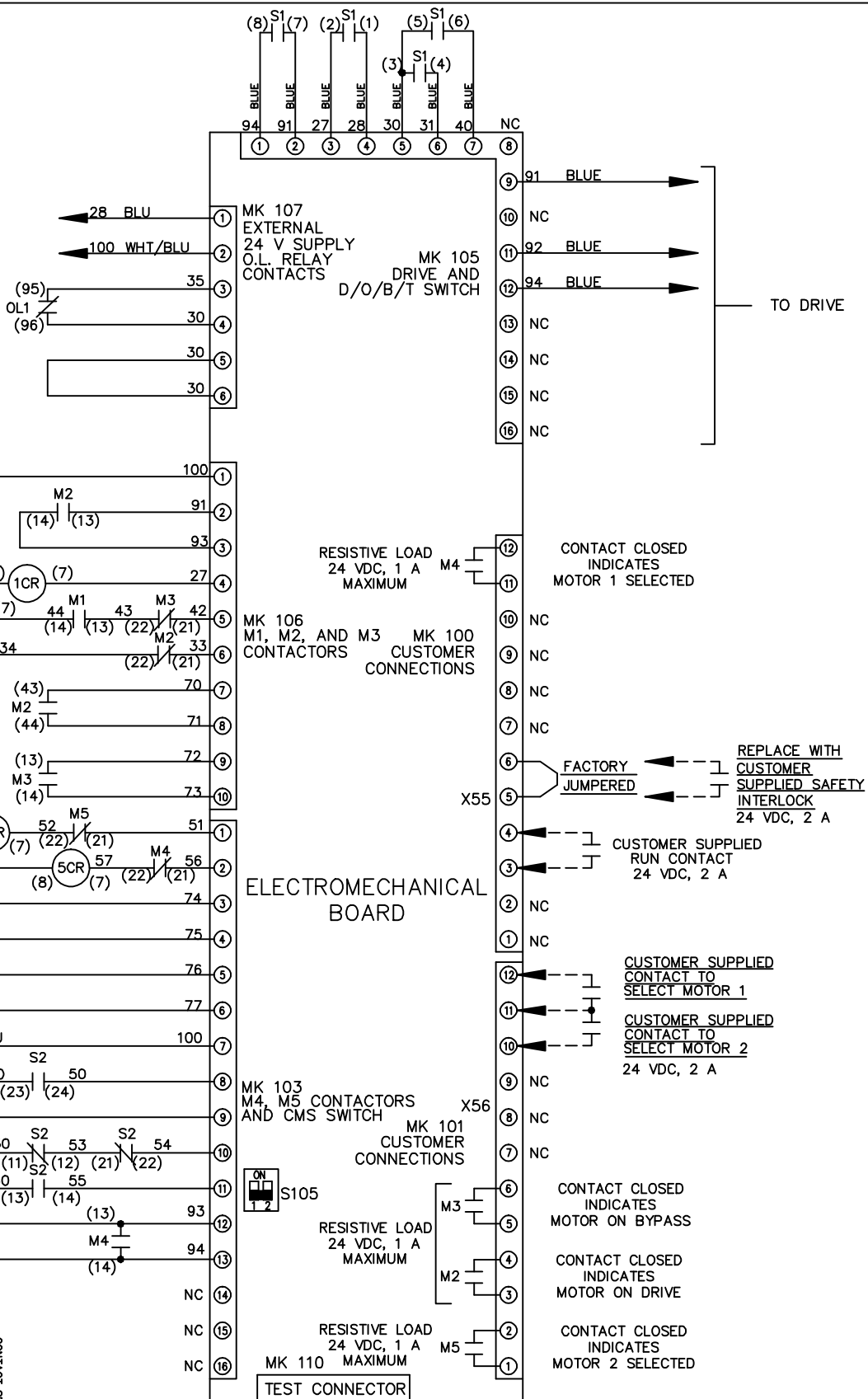
PAGE 2 OF 2

SIZE A

DWG NO. 174U8776

THE TRANE COMPANY  
A DIVISION OF  
AMERICAN STANDARD INC.

CONTACT POSITION	MOTOR 1	AUTO	MOTOR 2
11-12	X		
13-14		X	
21-22			X
23-24	X		



CUSTOMER CONNECTIONS X55, X56  
CLASS 2 POWER SOURCE  
REQUIRED FOR FIELD CONNECTION  
USE CLASS 1 CONDUCTORS  
CONDUCTOR SIZE 28-14 AWG