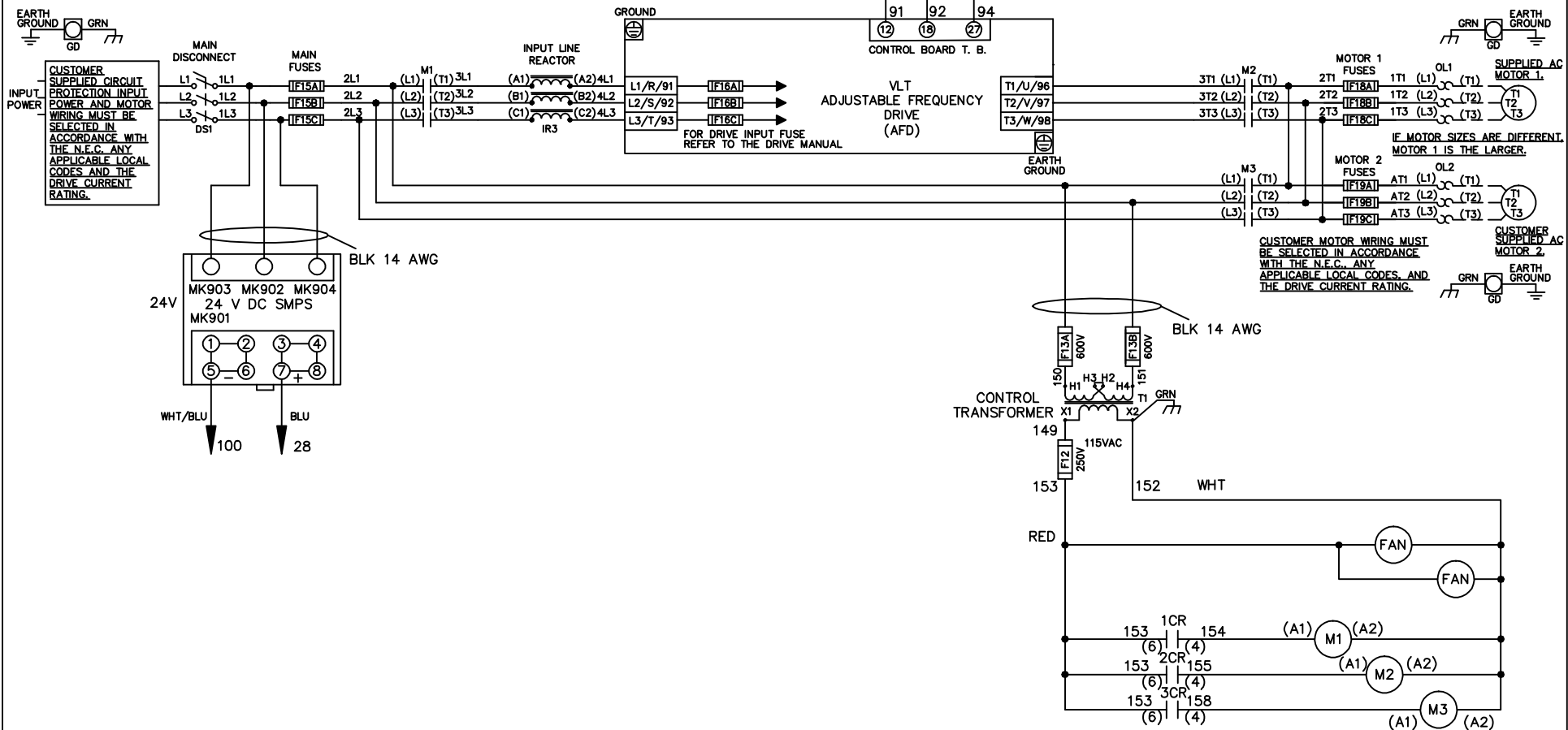


WIRE COLOR SCHEME	
BLACK	- LINE VOLTAGE
RED	- AC CONTROL
WHITE	- AC GROUNDED CIRCUIT CONDUCTOR
BLUE	- DC CONTROL
WHT/BLU	- DC CONTROL COMMON
GREEN	- CHASSIS GROUND

* ALL CONTROL WIRES ARE BLUE EXCEPT WHERE NOTED. TO ELECTROMECHANICAL RELAY BOARD



-NOTICE-

THIS DRAWING IS PROPRIETARY AND SHALL NOT BE COPIED OR ITS CONTENTS DISCLOSED TO OUTSIDE PARTIES WITHOUT THE WRITTEN CONSENT OF THE TRANE COMPANY

DRN JNW
2/14/07

APR

NAME 460 VOLT,3C,MAIN DISC
,MAIN FUSE,EMB1,FRAME D1-D2
,REACTOR,DUAL MTR

THE TRANE COMPANY
A DIVISION OF
AMERICAN STANDARD INC.

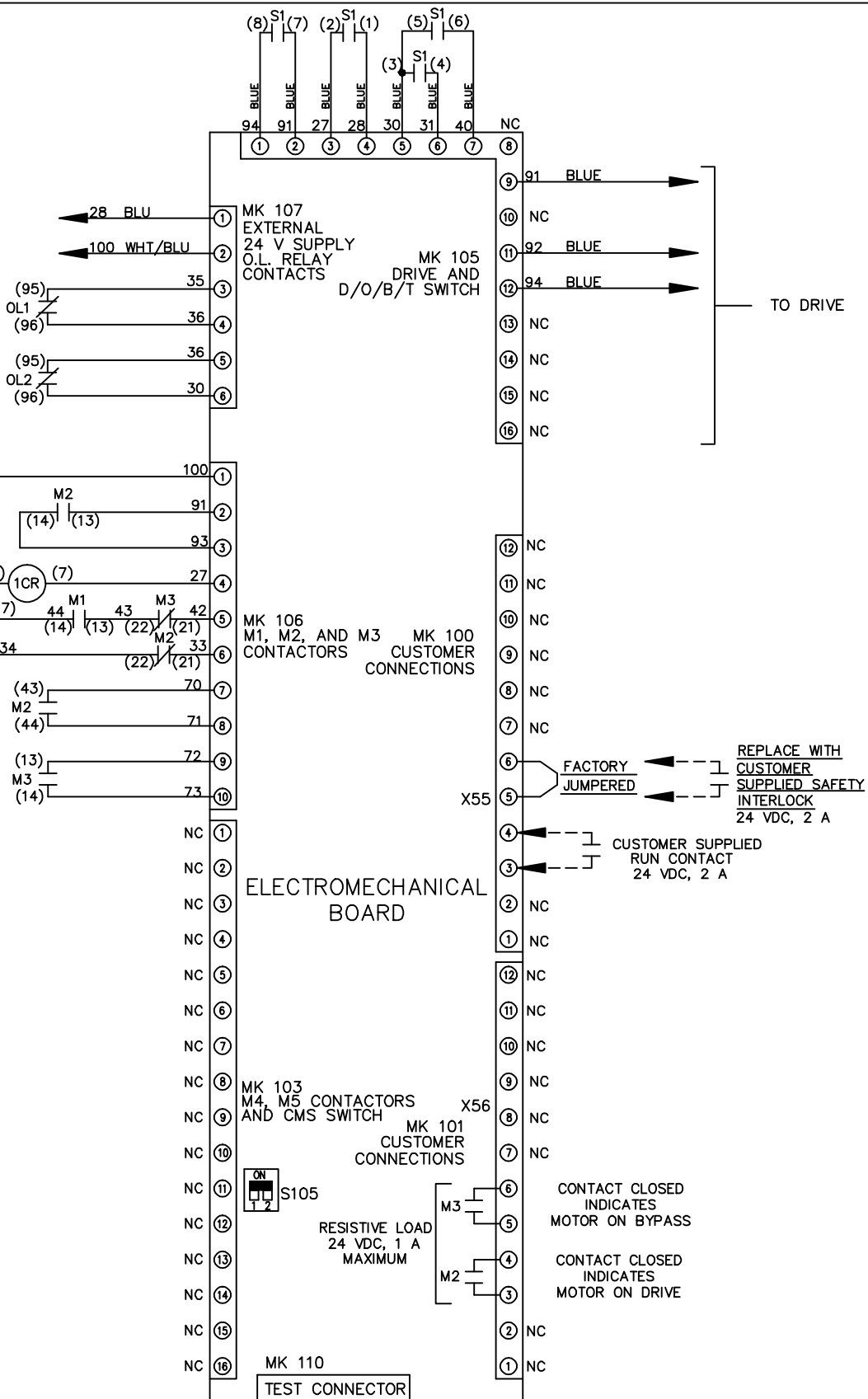
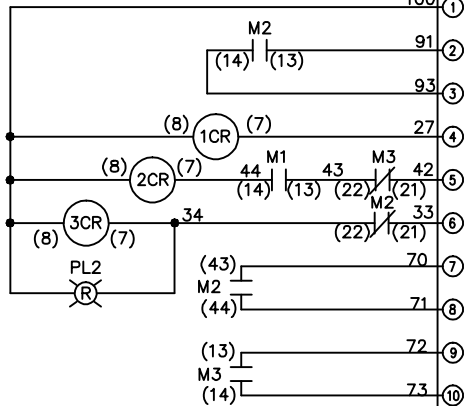
A	SP08061	10/08
REV	ECN	DATE

MODEL _____ PAGE 1 OF 2 SIZE A DWG NO. 174U8785

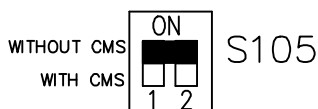
REV	ECN	DATE	DRN	JNW	APR	2/14/07	MODEL	NAME 460 VOLT, 3C, MAIN DISC , MAIN FUSE, EMB1, FRAME D1-D2 , REACTOR, DUAL MTR	SIZE	DWG	174U8785
A	SP08066	10/08									
<p style="text-align: center;">- NOTICE -</p> <p style="text-align: center;">THIS DRAWING IS PROPRIETARY AND SHALL NOT BE COPIED OR ITS CONTENTS DISCLOSED TO OUTSIDE PARTIES WITHOUT THE WRITTEN CONSENT OF THE TRANE COMPANY</p>											

CONTACT	POSITION	DRIVE	OFF	BYPASS	TEST
1-2		X			X
3-4				X	X
5-6		X			
7-8					X

CONTACT SEQUENCE CHART FOR S1
X INDICATES CONTACT CLOSED



FACTORY SETTING



CUSTOMER CONNECTIONS X55, X56
CLASS 2 POWER SOURCE
REQUIRED FOR FIELD CONNECTION
USE CLASS 1 CONDUCTORS
CONDUCTOR SIZE 28-14 AWG