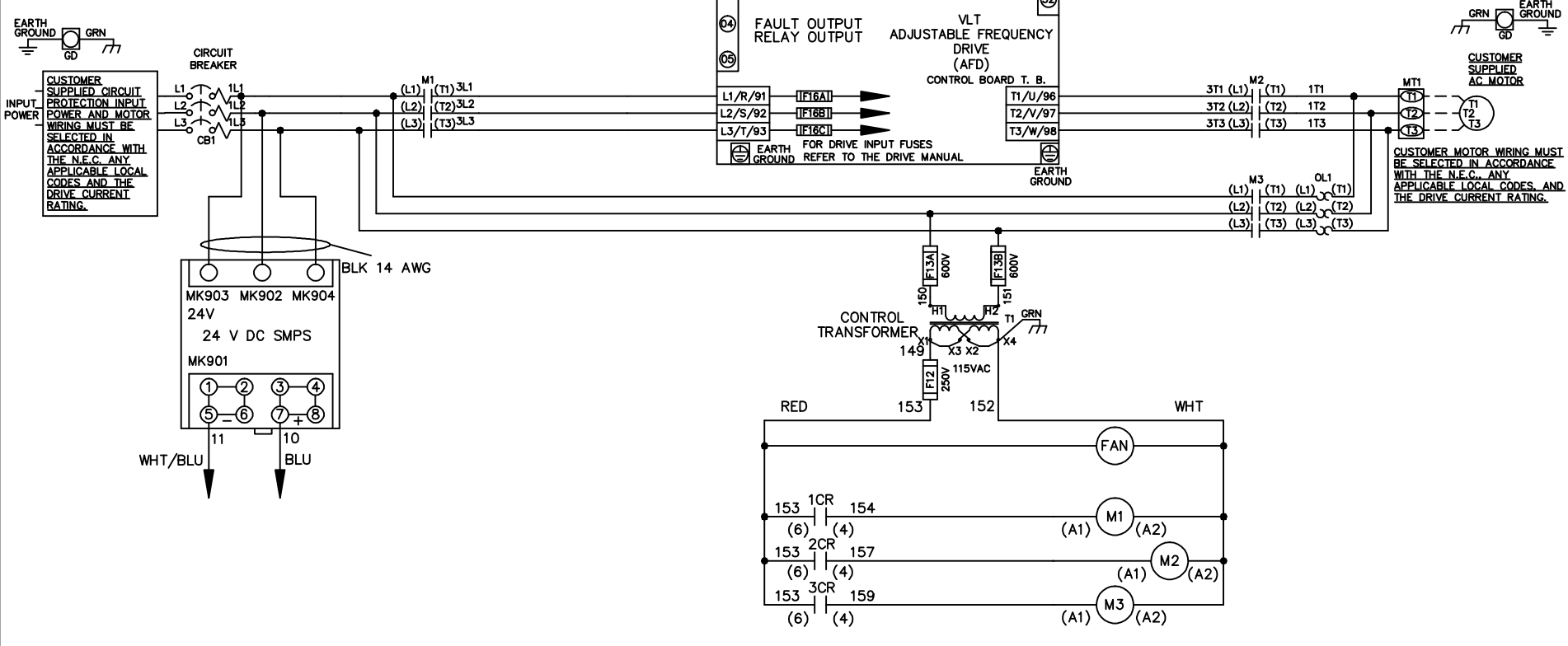


WIRE COLOR SCHEME	
BLACK	- LINE VOLTAGE
RED	- AC CONTROL
WHITE	- AC GROUNDED
	- CIRCUIT CONDUCTOR
BLUE	- DC CONTROL
WHT/BLU	- DC CONTROL COMMON
GREEN	- CHASSIS GROUND



-NOTICE-

THIS DRAWING IS PROPRIETARY AND SHALL NOT BE COPIED OR ITS CONTENTS DISCLOSED TO OUTSIDE PARTIES WITHOUT THE WRITTEN CONSENT OF THE TRANE COMPANY

DRN JNW
2/14/07
APR

NAME 600 VOLT,3C,CB
,DRIVE FUSE,ECB,FRAME D1-D2
,NO REACTOR & DVD,T,SINGLE MTR
MODEL

THE TRANE COMPANY
A DIVISION OF
AMERICAN STANDARD INC.
PAGE 1 OF 2
SIZE A
DWG NO. 174U8818

A	SP08061	10/08
REV	ECN	DATE

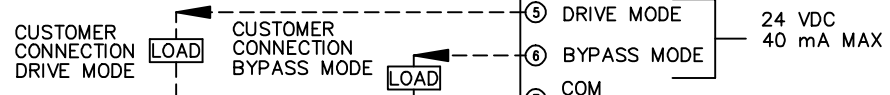
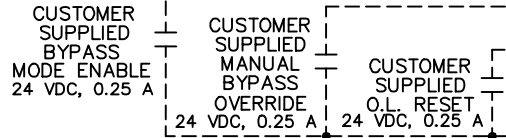
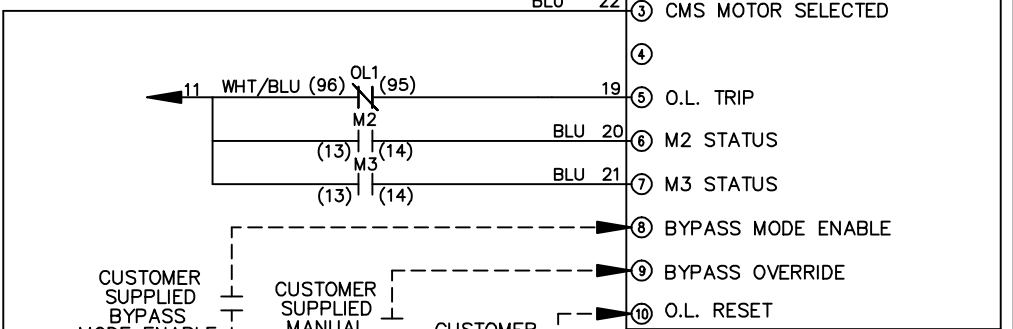
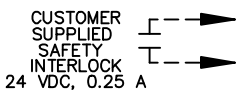
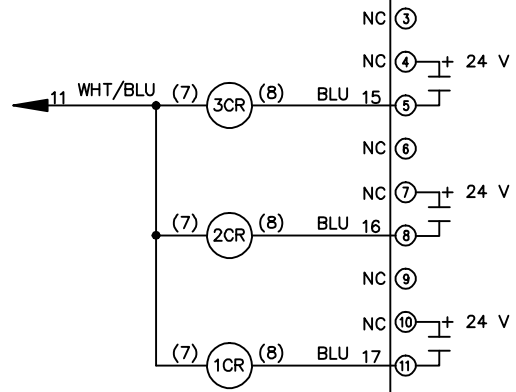
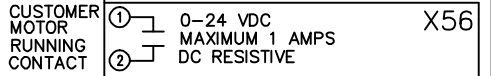
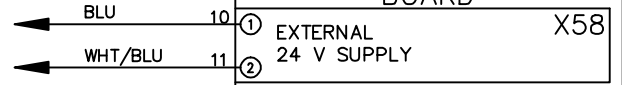
REV	ECN	DATE
A	SP08066	10/08

THIS DRAWING IS PROPRIETARY AND SHALL NOT BE COPIED OR ITS CONTENTS DISCLOSED TO OUTSIDE PARTIES WITHOUT THE WRITTEN CONSENT OF THE TRANE COMPANY

- NOTICE -

CUSTOMER CONNECTIONS X56, X57, X59
 CLASS 2 POWER SOURCE
 REQUIRED FOR FIELD CONNECTION
 USE CLASS 1 CONDUCTORS
 CONDUCTOR SIZE 28-14 AWG

ECB BOARD TB1



TEST CONNECTOR MK 110

DRN JNW
 2/14/07
 APR

NAME600 VOLT, 3C, CB
 , DRIVE FUSE, ECB, FRAME D1-D2
 , NO REACTOR & DVDI, SINGLE MTR

MODEL
 PAGE 2 OF 2

SIZE A
 DWG NO. 174U8818

THE TRANE COMPANY
 A DIVISION OF
 AMERICAN STANDARD INC.